

TECHNICAL MANUAL

**ORGANIZATIONAL, DIRECT SUPPORT AND
GENERAL SUPPORT MAINTENANCE
REPAIR PARTS AND SPECIAL TOOLS LIST**

FOR

**EDITORIAL AND PHOTOMECHANICAL SHELTER
COMPONENT OF PRINTING PLANT, SPECIAL
WARFARE, TRANSPORTABLE
MODEL 800
NSN 3610-01-106-2276**

**HEADQUARTERS, DEPARTMENT OF THE ARMY
14 APRIL 1986**

CHANGE
NO. 1

HEADQUARTERS
DEPARTMENT OF THE ARMY
WASHINGTON, D.C., 18 June 1987

Organizational, Direct Support and
General Support Maintenance
Repair Parts and Special Tools List

EDITORIAL AND PHOTOMECHANICAL SHELTER
COMPONENT OF PRINTING PLANT, SPECIAL
WARFARE, TRANSPORTABLE
MODEL 800
NSN 3610-01-106-2276

TM 5-3610-254-24P, 14 April 1986, is changed as follows:

1. Remove and insert pages as indicated below. The asterisk (*) to the left of the ITEM NO. Column adjacent to the line item indicates the current change. An illustration change is indicated by a miniature pointing hand.

Remove pages

i and ii
5 and 6
2-1 and Figure 3
5-1 and Figure 6
7-1 and Figure 8
10-1 and Figure 11
14-1 and Figure 15
21-1 and Figure 22
28-1 and Figure 29
31-1 and Figure 32
33-1 and Figure 34
34-1 and Figure 35
38-1 and Figure 39
49-1 and Figure 50
50-1 and Figure 51
53-1 and Figure 54
I-1 through I-4
I-7 through I-10

Insert pages

i and ii
5 and 6
2-1 and Figure 3
5-1 and Figure 6
7-1 and Figure 8
10-1 and Figure 11
14-1 and Figure 15
21-1 and Figure 22
28-1 and Figure 29
31-1 and Figure 32
33-1 and Figure 34
34-1 and Figure 35
38-1 and Figure 39
49-1 and Figure 50
50-1 and Figure 51
53-1 and Figure 54
I-1 through I-4
I-7 through I-10

2. The change includes addition of NSN to the Part Number Index.
3. Retain this sheet in front of manual for reference purposes.

By Order of the Secretary of the Army:

Official:

JOHN A. WICKHAM, JR.
General, United States Army
Chief of Staff

R. L. DILWORTH
Brigadier General, United States Army
The Adjutant General

DISTRIBUTION:

To be distributed in accordance with DA Form 12-25A, Unit, and Direct Support and General Support Maintenance Requirements for Editorial & Photochemical Shelter, Printing Plant, Special Warfare, Model 800.

**Organizational, Direct Support and
General Support Maintenance
Repair Parts and Special Tools List
FOR
EDITORIAL AND PHOTOMECHANICAL SHELTER
COMPONENT OF PRINTING PLANT, SPECIAL
WARFARE, TRANSPORTABLE
MODEL 800
NSN 3610-01-106-2276**

Current as of 6 December 1986

REPORTING ERRORS AND RECOMMENDING IMPROVEMENTS

You can help improve this manual. If you find any mistakes or if you know of a way to improve the procedures, please let us know. Mail your letter, DA Form 2028, (Recommended Changes to Publications and Blank Forms) or DA Form 2028-2 located in the back of this manual direct to: Commander, U. S. Army Troop Support Command, ATTN: AMSTR-MCTS, 4300 Goodfellow Boulevard, St. Louis, MO 63120-1798. A reply will be furnished directly to you.

TABLE OF CONTENTS

	Page	Illus Figure
Section I INTRODUCTION	1	
Section II REPAIR PARTS LIST	1-1	
Group 00 Editorial and Photomechanical Shelter.....	1-1	
Group 01 Wall Cabinet	1-1	1
Group 02 Historical File Cabinet.....	2-1	2
Historical File Cabinet Drawer	3-1	3
Group 03 Light Table, Tilt Top		
Light Table and Mounting Brackets	4-1	4
Light Table Assembly.....	5-1	5
Group 04 Artist Supply Cabinet	6-1	6
Group 05 Folddown Artist Shelf		
Artist Folddown Tray	7-1	7
Group 06 Stool Holddown Assembly		
Stool and Holddown Assembly	8-1	8
Group 07 PMT Processor		
PMT Processor and Support Assembly	9-1	9
Group 08 Camera Vertical		
Vertical Camera and Mounting Brackets	10-1	10
Camera Vacuum Pump and Mounting Bracket.....	11-1	11
Group 09 Safelight Assembly		
Safelight and Lamp Fixture	12-1	12
Group 10 Folding Chair Holddown Assembly		
Folding Chair and Holddown Assembly	13-1	13

TABLE OF CONTENTS (Cont)

		Page	Illus Figure
Group 11	Dryer, Film		
	Film Dryer and Mounting Bracket.....	14-1	14
Group 12	Storage Cabinet, Supply		
	Supply Storage Cabinet.....	15-1	15
	Supply Storage Cabinet Drawer.....	16-1	16
	Supply Storage Cabinet Door Latch.....	17-1	17
Group 13	Rub-up Board		
	Rub-up Board Assembly.....	18-1	18
Group 14	Water Supply Cabinet.....	19-1	19
Group 15	Phototray Assembly.....	20-1	20
Group 16	Water Tank System		
	Water Tank and Mounting Bracket.....	21-1	21
	Water Heater and Fixture.....	22-1	22
	Water Pump and Mounting Bracket.....	23-1	23
Group 17	Countertop with Sink and Shield		
	Countertop, Sink and Drain Fixtures.....	24-1	24
	Sink Shield and Faucet.....	25-1	25
Group 18	Vacuum Frame, Vertical.....	26-1	26
	Vacuum Frame Vacuum Pump Mounting Bracket.....	27-1	27
Group 19	Viewing Light, Wall Mounted		
	Viewing Light.....	28-1	28
Group 20	Pin-Point Light Source Assembly.....	29-1	29
Group 21	Console Desk, Phototypesetter		
	Phototypesetter Console Shelf.....	30-1	30
Group 22	Processor, Phototypesetter Assembly		
	Phototypesetter.....	31-1	31
Group 23	Phototypesetter		
	Phototypesetter Processor and Mounting Brackets.....	32-1	32
Group 24	Voltage Regulator		
	Voltage Regulator and Mounting Brackets.....	33-1	33
Group 25	Air Conditioner		
	Air Conditioner and Mounting Brackets.....	34-1	34
	Air Conditioner Power Cable Assembly.....	35-1	35
	Air Conditioner Duct Work.....	36-1	36
Group 26	Fire Extinguisher.....	37-1	37
Group 27	First Aid Kit.....	38-1	38
Group 28	Blackout Warning System		
	Blackout Warning Buzzer.....	39-1	39
	Blackout Warning Push Button Switch.....	40-1	40
Group 29	Blackout Lockpin Assembly, Door		
	Blackout Door Lockpin.....	41-1	41
Group 30	Fresh Air Filter Door.....	42-1	42
Group 31	Drop-Off Box Assembly.....	43-1	43
Group 32	Ladder Assembly		
	Ladder and Mounting Bracket Assembly.....	44-1	44
Group 33	Telephone Binding Post Assembly		
	Telephone Binding Post.....	45-1	45
Group 34	Level Indicator Assembly.....	46-1	46
Group 35	Main Power Cable Assembly.....	47-1	47
Group 36	Main Power Receptacle.....	48-1	48
Group 37	Main Power Service Box Assembly.....	49-1	49
Group 38	Lamp Assembly, Ceiling.....	50-1	50

TABLE OF CONTENTS (Cont)

	Page	Illus Figure
Group 39	Lamp Switches, Wall 51-1	51
Group 40	Equipment Receptacles 52-1	52
Group 41	Conduit Assembly, Rigid Rigid Conduit 53-1	53
Group 42	Wiring, Electrical..... 54-1	54
Group 43	Table, Composing Composing Table and Mounting Brackets 55-1	55
Group 44	Rifle Rack Gun Rack Assembly 56-1	56
Group 45	Telephone Bracket..... 57-1	57
Group 46	Partition, Wall Assembly Wall Partition 58-1	58
	Curtain Assembly..... 59-1	59
Section III.	SPECIAL TOOLS LIST (Not Applicable)	
Section IV.	NATIONAL STOCK NUMBER AND PART NUMBER INDEX I-1	

iii/(iv blank)

**ORGANIZATIONAL, DIRECT SUPPORT, AND
GENERAL SUPPORT MAINTENANCE
REPAIR PARTS AND SPECIAL TOOLS LIST**

Section I. INTRODUCTION

1. **SCOPE.** This RPSTL lists and authorizes spares and repair parts; special tools; special test, measurement, and diagnostic equipment (TMDE); and other special support equipment required for performance of organizational, direct support, and general support of the Editorial and Photomechanical Shelter. It authorizes the requisitioning, issue, and disposition of spares, repair parts and special tools as indicated by the source, maintenance and recoverability (SMR) codes.

2. **GENERAL.** In addition to this section, Introduction, this Repair Parts and Special Tools List is divided into the following sections:

a. Section II. Repair Parts List. A list of spares and repair parts authorized by this RPSTL for use in the performance of maintenance. The list also includes parts which must be removed for replacement of the authorized parts. Parts lists are composed of functional groups in ascending alphanumeric sequence, with the parts in each group listed in ascending figure and item number sequence. Bulk materials are listed in item name sequence. Repair parts kits are listed separately in their own functional group within Section II. Repair parts for repairable special tools are also listed in this section. Items listed are shown on the associated illustration(s)/figure(s).

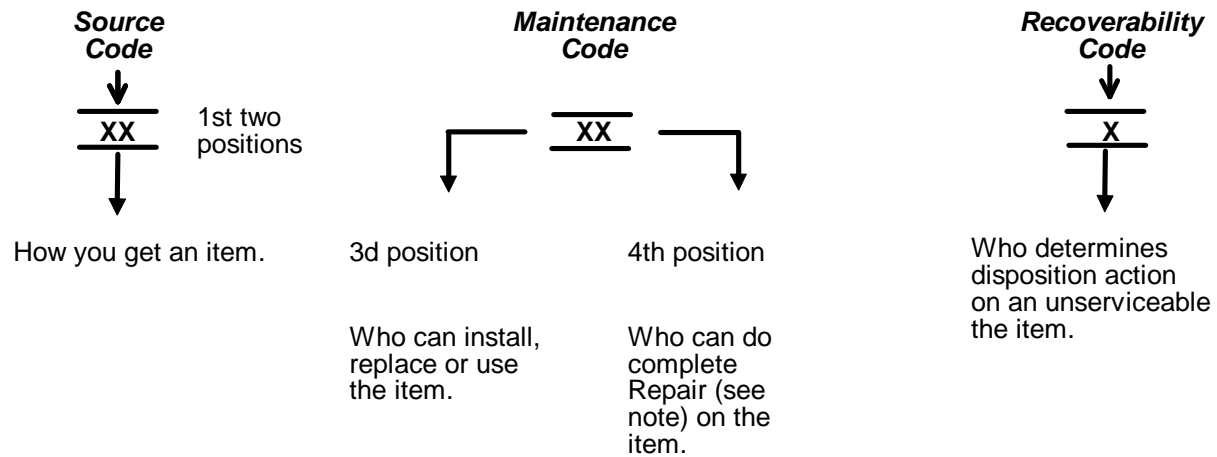
b. Section III. Special Tools List. A list of special tools, special TMDE, and other special support equipment authorized by this RPSTL (as indicated by Basis of Issue (BOI) information in DESCRIPTION AND USABLE ON CODE column) for the performance of maintenance.

c. Section IV. National Stock Number and Part Number Index. A list, in National item identification number (NIIN) sequence, of all National stock numbered items appearing in the listing, followed by a list in alphanumeric sequence of all part numbers appearing in the listings. National stock numbers and part numbers are cross-referenced to each illustration figure and item number appearance.

3. EXPLANATION OF COLUMNS (SECTIONS II AND III).

a. ITEM NO. (Column (1)). Indicates the number used to identify items called out in the illustration.

b. SMR Code (Column (2)). The Source, Maintenance, and Recoverability (SMR) code is a 5-position code containing supply/requisitioning information, maintenance category authorization criteria, and disposition instruction, as shown in the following breakout:



*Complete Repair: Maintenance capacity, capability, and authority to perform all corrective maintenance tasks of the "Repair" function in a use/user environment in order to restore serviceability to a failed item.

(1) Source Code. The source code tells you how to get an item needed for maintenance, repair, or overhaul of an end item/equipment. Explanations of source codes follows:

Code	Explanation
PA	Stocked items; use the applicable NSN to request/requisition items with these source codes. They are authorized to the category indicated by the code entered in the 3d position of the SMR code.
PB	
PC**	
PD	
PE	
PF	
PG	
	**NOTE: Items coded PC are subject to deterioration.
KD	Items with these codes are not to be requested/requisitioned individually. They are part of a kit which is authorized to the maintenance category indicated in the 3d position of the SMR code. The complete kit must be requisitioned and applied.
KF	
KB	

Code	Explanation
MO-(Made at org/ AVUM Level)	Items with these codes are not to be requested/requisitioned individually. They must be made from bulk material which is identified by the part number in the DESCRIPTION and USABLE ON CODE (UOC) column and listed in the Bulk Material group of the repair parts list in the RPSTL. If the item is authorized to you by the 3d position code of the SMR code, but the source code indicates it is made at a higher level, order the item from the higher level of maintenance.
MF-(Made at DS/ AVUM Level)	
MH-Made at GS Level)	
ML-(Made at Spe- cialized Repair Activity (SRA))	
MD-(Made at Depot)	

Code	Explanation
AO-(Assembled by org/AVUM Level)	Items with these codes are not to be requested/requisitioned individually. The parts that make up the assembled item must be requisitioned or fabricated and assembled at the level of maintenance indicated by the source code. If the 3d position code of the SMR code authorizes you to replace the item, but the source code indicates the items are assembled at a higher level, order the item from the higher level of maintenance.
AF-(Assembled by DS/AVIM Level)	
AH-(Assembled by GS Category)	
AL-(Assembled by SRA)	
AD-(Assembled by Depot)	

Code	Explanation
XA	Do not requisition an "XA" -coded item. Order its next higher assembly. (Also, refer to the NOTE below.)
XB	If an "XB" item is not available from salvage, order it using the FSCM and part number given.
XC	Installation drawing, diagram, instruction sheet, field service drawing, that is identified by manufacturer's part number.
XD	Item is not stocked. Order an "XD" -coded item through normal supply channels using the FSCM and part number given, if no NSN is available.

NOTE

Cannibalization or controlled exchange, when authorized, may be used as a source of supply for items with the above source codes, except for those source coded "XA" or those aircraft support items restricted by requirements of AR 700-42.

(2) Maintenance Code. Maintenance codes tells you the level(s) of maintenance authorized to USE and REPAIR support items. The maintenance codes are entered in the third and fourth positions of the SMR Code as follows:

(a) The maintenance code entered in the third position tells you the lowest maintenance level authorized to remove, replace, and use an item. The maintenance code entered in the third position will indicate authorization to one of the following levels of maintenance.

Code	Application/Explanation
C	-Crew or operator maintenance done within organizational or aviation unit maintenance.
O	-Organizational or aviation unit category can remove, replace, and use the item.
F	-Direct support or aviation intermediate level can remove, replace, and use the item.
H	-General support level can remove, replace, and use the item.
L	-Specialized repair activity can remove, replace, and use the item.
D	-Depot level can remove, replace, and use the item.

(b) The maintenance code entered in the fourth position tells whether or not the item is to be repaired and identifies the lowest maintenance level with the capability to do complete repair (i. e. , perform all authorized repair functions.) NOTE: Some limited repair may be done on the item at a lower level of maintenance, if authorized by the Maintenance Allocation Chart (MAC) and SMR codes. This position will contain one of the following maintenance codes.

Code	Application/Explanation
O	- Organizational or (aviation unit) is the lowest level that can do complete repair of the item.
F	- Direct support or aviation intermediate is the lowest level that can do complete repair of the item.

Code	Application/Explanation
H -	General support is the lowest level that can do complete repair of the item.
L -	Specialized repair activity (designate the specialized repair activity) is the lowest level that can do complete repair of the item.
D -	Depot is the lowest level that can do complete repair of the item.
Z -	Nonreparable. No repair is authorized.
B -	No repair is authorized. (No parts or special tools are authorized for the maintenance of a "B" coded item). However, the item may be reconditioned by adjusting, lubricating, etc., at the user level.

(3) Recoverability Code. Recoverability codes are assigned to items to indicate the disposition action on unserviceable items. The recoverability code is entered in the fifth position of the SMR Code as follows:

Recoverability Codes	Application/Explanation
Z -	Nonreparable item. When unserviceable, condemn and dispose of the item at the level of maintenance shown in 3d position of SMR Code.
O -	Reparable item. When uneconomically repairable, condemn and dispose of the item at organizational or aviation unit level.
F -	Reparable item. When uneconomically repairable, condemn and dispose of the item at the direct support or aviation intermediate level.
H -	Reparable item. When uneconomically repairable, condemn and dispose of the item at the general support level.
D -	Reparable item. When beyond lower level repair capability, return to depot. Condemnation and disposal of item not authorized below depot level.
L -	Reparable item. Condemnation and disposal not authorized below specialized repair activity (SRA).
A -	Item requires special handling or condemnation procedures because of specific reasons (e.g., precious metal content, high dollar value, critical material, or hazardous material). Refer to appropriate manuals/directives for specific instructions.

c. FSCM (Column (3)). The Federal Supply Code for Manufacturer (FSCM) is a 5-digit numeric code which is used to identify the manufacturer, distributor, or Government agency, etc., that supplies the item.

d. PARTNUMBER (Column (4)). Indicates the primary number used by the manufacturer, (individual, company, firm, corporation, or Government activity), which controls the design and characteristics of the item by means of its engineering drawings, specifications standards, and inspection requirements to identify an item or range of items.

NOTE

When you use a NSN to requisition an item, the item you receive may have a different part number from the part ordered.

e. DESCRIPTION AND USABLE ON CODE (UOC) (Column (5)). This column includes the following information:

- (1) The Federal item name and, when required, a minimum description to identify the item.
- (2) The physical security classification of the item is indicated by the parenthetical entry, e. g. Phy Sec C1 Confidential, Phy Sec C1 (S) Secret, Phy Sec C1 (T) Top Secret.
- (3) Items that are included in kits and sets are listed below the name of the kit or set.
- (4) Spare/repair parts that make up an assembled item are listed immediately following the assembled item line entry.
- (5) Part numbers for bulk materials are referenced in this column in the line item entry for the item to be manufactured/fabricated.
- (6) When the item is not used with all serial numbers of the same model, the effective serial numbers are shown on the last line(s) of the description (before UOC).
- (7) The usable on code, when applicable (see paragraph 5, Special Information).
- (8) In the Special Tools List section, the basis of issue (BOI) appears as the last line(s) in the entry for each special tool, special TMDE, and other special support equipment. When density of equipments supported exceeds density spread indicated in the basis of issue, the total authorization is increased proportionately.
- (9) The statement "END OF FIGURE" appears just below the last item description in Column 5 for a given figure in both Section II and Section III.
- (10) The indenture, shown as dots appearing before the repair part, indicates that the item is a repair part of the next higher assembly.

f. QTY (Column (6)). The QTY (quantity per figure column) indicates the quantity of the item used in the breakout shown on the illustration figure, which is prepared for a functional group, subfunctional group, or an assembly. A "V" appearing in this column in lieu of a quantity indicates that the quantity is variable and may vary from application to application.

4. EXPLANATION OF COLUMNS (SECTION IV).

a. NATIONAL STOCK NUMBER (NSN) INDEX.

- (1) **STOCK NUMBER column.** This column lists the NSN by National item identification number (NIIN) sequence. The NIIN consists of the last nine digits of the NSN, i.e. (5305-01-574-1467).
NSN
NIIN

When using this column to locate an item, ignore the first 4 digits of the NSN. However, the complete NSN should be used when ordering items by stock number.

- (2) **FIG. column.** This column lists the number of the figure where the item is identified/located. The figures are in numerical order in Section II and Section III.
- (3) **ITEM column.** The item number identifies the item associated with the figure listed in the adjacent FIG. column. This item is also identified by the NSN listed on the same line.

b. PART NUMBER INDEX. Part numbers in this index are listed by part number in ascending alphanumeric sequence (i.e., vertical arrangement of letter and number combination which places the first letter or digit of each group in order A through Z, followed by the numbers 0 through 9 and each following letter or digit in like order).

- (1) **FSCM column.** The Federal Supply Code for Manufacturer (FSCM) is a 5-digit numeric code used to identify the manufacturer, distributor, or Government agency, etc., that supplies the item.
- (2) **PART NUMBER column.** Indicates the primary number used by the manufacturer (individual, firm, corporation, or Government activity), which controls the design and characteristics of the item by means of its engineering drawings, specifications standards, and inspection requirements to identify an item or range of items.
- (3) **STOCK NUMBER column.** This column lists the NSN for the associated part number and manufacturer identified in the PART NUMBER and FSCM columns to the left.
- (4) **FIG. column.** This column lists the number of the figure where the item is identified/located in Sections II and III.
- (5) **ITEM column.** The item number is that number assigned to the item as it appears in the figure referenced in adjacent figure number column.

5. SPECIAL INFORMATION.

a. USABLE ON CODE. The usable on code appears in the lower left corner of the Description column heading. Usable on codes are shown as "UOC:" in the Description Column (justified left) on the first line applicable item description/nomenclature. Uncoded items are applicable to all models.

b. ASSOCIATED PUBLICATIONS. The publication listed below pertains to Editorial and Photomechanical Shelter and its components.

Publication	Short Title
TM 5-3610-254-14	Editorial and Photomechanical Shelter, Component of Printing Plant

6. HOW TO LOCATE REPAIR PARTS.

a. When National Stock Number or Part Number is NOT Known.

- (1) **First.** Using the table of contents, determine the assembly group or subassembly group to which the item belongs. This is necessary since figures are prepared for assembly groups and subassembly groups, and listings are divided into the same groups.
- (2) **Second.** Find the figure covering the assembly group or subassembly group to which the item belongs.
- (3) **Third.** Identify the item on the figure and note the item number.
- (4) **Fourth.** Refer to the Repair Parts List for the figure to find the part number for the item number noted on the figure.
- (5) **Fifth.** Refer to the Part Number Index to find the NSN, if assigned.

b. When National Stock Number or Part Number is Known:

- (1) **First.** Using the Index of National Stock Numbers and Part Numbers, find the pertinent National Stock Number or Part Number. The NSN index is in National Item Identification Number (NIIN) sequence (see 4a(1)). The part numbers in the Part Number index are listed in ascending alphanumeric sequence (see paragraph 4b). Both indexes cross-reference you to the illustration figure and item number of the item you are looking for.
- (2) **Second.** After finding the figure and item number, verify that the item is the one you are looking for, then locate the item number in the repair parts list for the figure.

7. **ABBREVIATIONS.** Abbreviations used in this manual are listed in MIL-STD-12.

7/(8 blank)

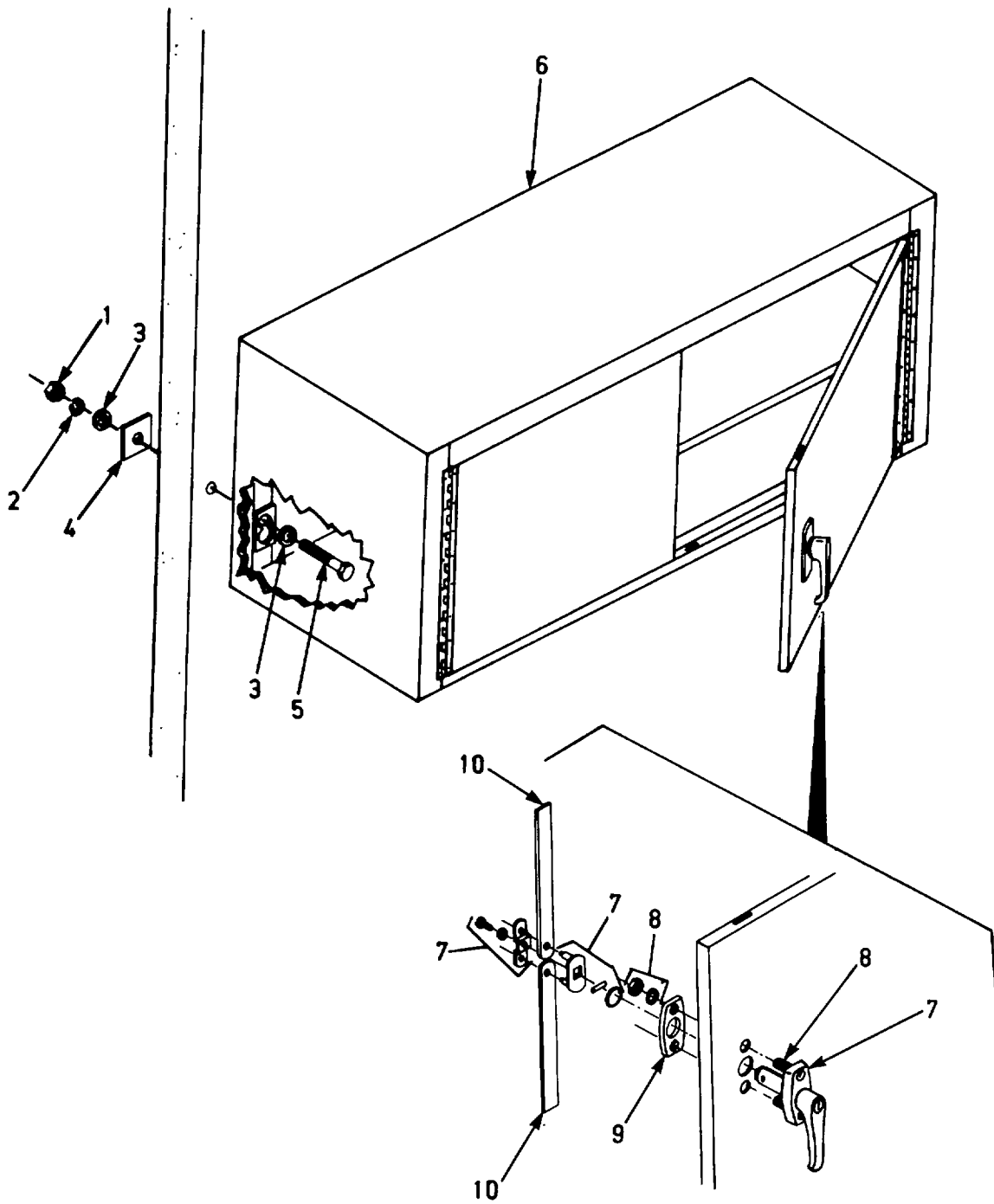


Figure 1. Wall cabinet.

SECTION II.

(1) ITEM NO	(2) SMR CODE	(3) FSCM	(4) PART NUMBER	(5) DESCRIPTION AND USABLE ON CODES (UOC)	(6) QTY
				GROUP 00 EDITORIAL AND PHOTO-MECHANICAL SHELTER	
				GROUP 01 WALL CABINET	
				FIG. 1 WALL CABINET	
1	XDOZZ	96906	MS35649-2252	NUT, PLAIN,HEXAGON	12
2	XDOZZ	96906	MS35338-44	WASHER,LOCK,1/4	12
3	XDOZZ	96906	MS27183-10	WASHER,FLAT	24
4	XDOZZ	81337	6-1-7547-6	PLATE,WASHER EXT	12
5	XDOZZ	96906	MS90725-17	SCREW,CAP,HEX HD	12
6	XDOOO	81337	6-1-7539	CABINET,WALL	3
7	XDOZZ	42689	68-090	LATCH,DOOR	3
8	XDOZZ	42689	68080-12	BOLT,SPL,OVH,WITH HEX NUT AND LK WSHR	6
9	XDOZZ	42689	60-016-24	PLATE,LATCH	3
			TYPE F		
10	XDOZZ	81337	6-1-7503-17	ARM,CATCH	6
				END OF FIGURE	

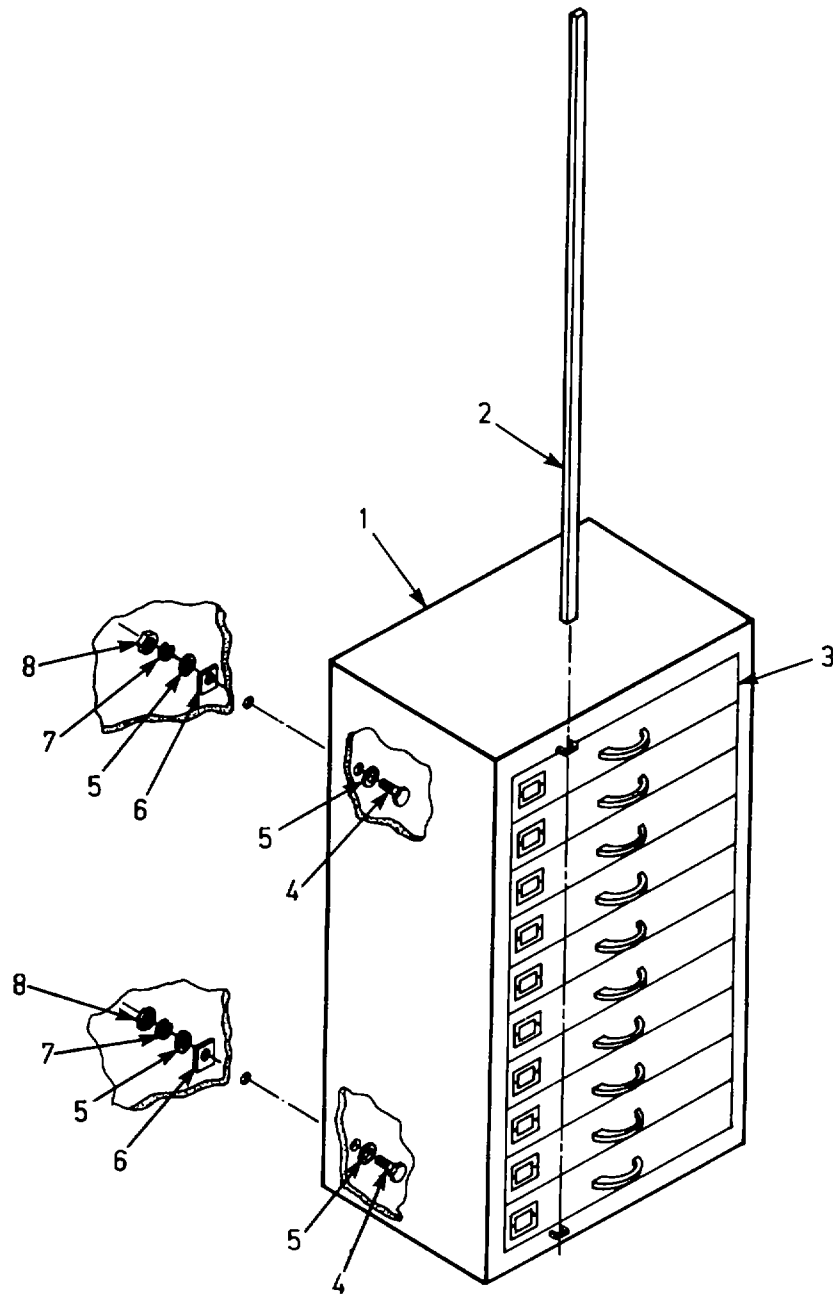


Figure 2. Historical file cabinet.

SECTION II.

(1) ITEM NO	(2) SMR CODE	(3) FSCM	(4) PART NUMBER	(5) DESCRIPTION AND USABLE ON CODES (UOC)	(6) QTY
				GROUP 02 HISTORICAL FILE CABINET	
				FIG. 2 HISTORICAL FILE CABINET	
1	PFHHH	81337	6-1-5857	FILE ASSEMBLY,ARTIST HISTORICAL	1
2	XDOZZ	81337	6-1-5857-7	.BAR,LOCKING,1/4 X 1W X 36L	1
3	XDOOO	81337	6-1-5857-9	.DRAWER,STYLE A,WITH DIVIDERS	1
3	PFOFF	81337	6-1-5857-10	.DRAWER,STYLE B,WITH DIVIDERS	1
3	XDOOO	81337	6-1-5857-11	.DRAWER,STYLE C,WITHOUT DIVIDERS	8
4	XDOZZ	96906	MS90725-17	SCREW,CAP,HEX HD	4
5	XDOZZ	96906	MS27183-10	WASHER,FLAT	8
6	XDOZZ	81337	6-1-7547-6	PLATE,WASHER EXT	4
7	XDOZZ	96906	MS35338-44	WASHER,LOCK,1/4	4
8	XDOZZ	96906	MS35649-2252	NUT,PLAIN,HEX	4
				END OF FIGURE	

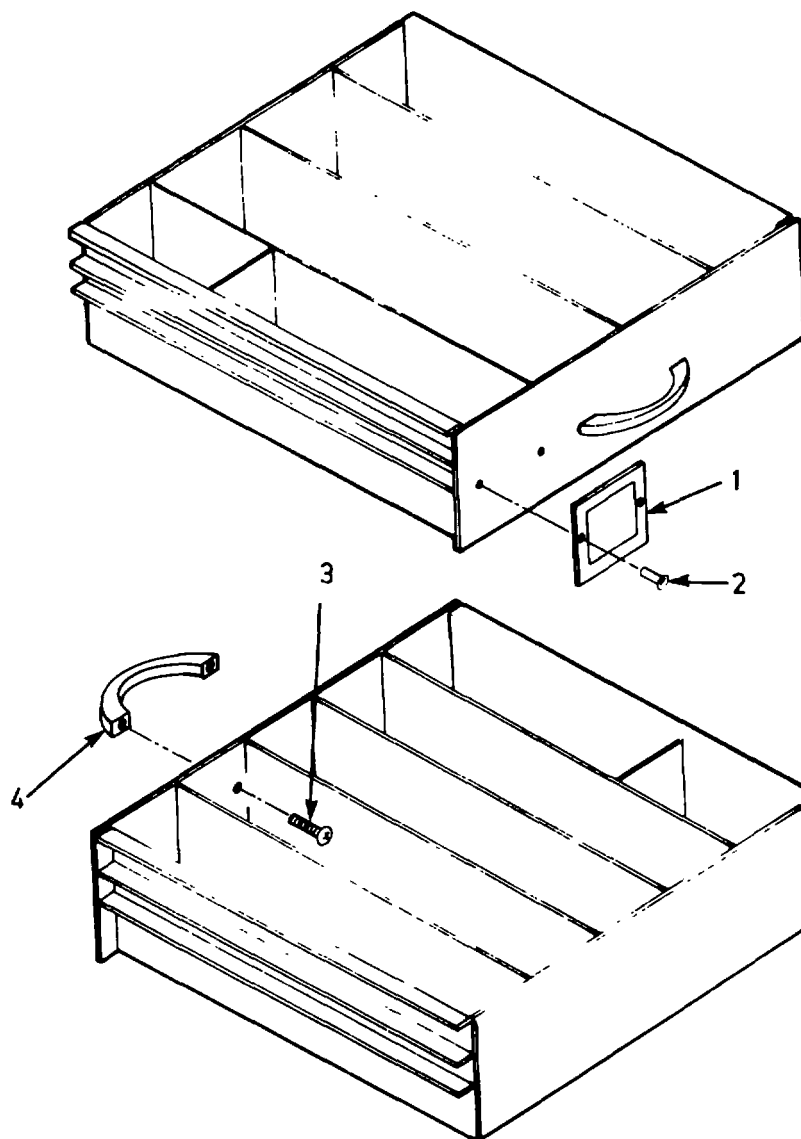


Figure 3. Historical file cabinet drawer.

SECTION II.

(1) ITEM NO	(2) SMR CODE	(3) FSCM	(4) PART NUMBER	(5) DESCRIPTION AND USABLE ON CODES (UOC)	(6) QTY
				GROUP 02 HISTORICAL FILE CABINET	
				FIG. 3 HISTORICAL FILE CABINET DRAWER	
1	XDOZZ	42689	61-3255	..HOLDER,LABEL	10
2	XDOZZ	96906	MS20600- AD4W1	..RIVET,BLIND,1/8 ALUMINUM.....	20
3	XDOZZ	42689	61-289-3	..SCREW,SHOULDER, NO. 8.....	20
4	XDOZZ	42689	61-394	..DRAWER,PULL	10
				END OF FIGURE	

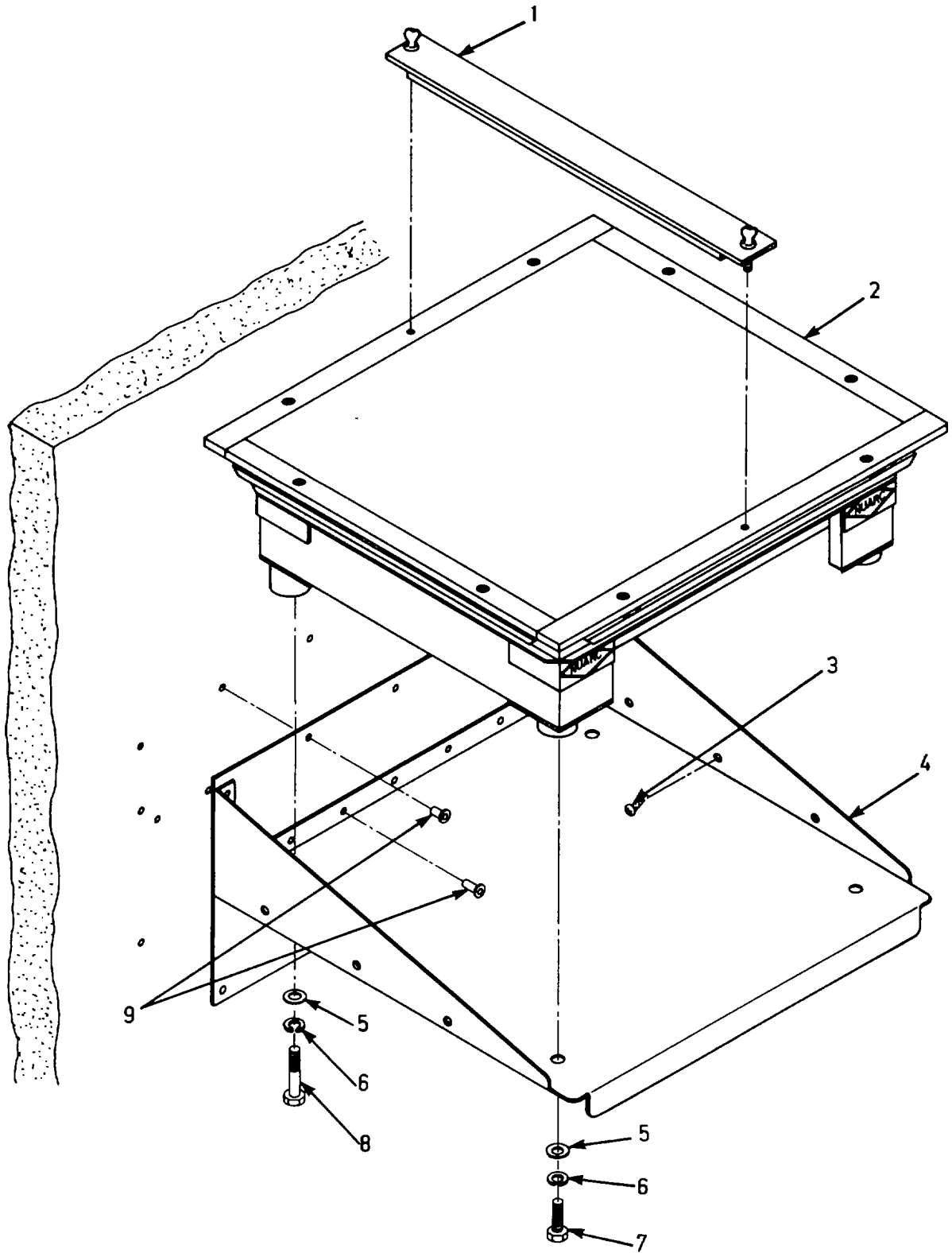


Figure 4. Light table and mounting brackets.

SECTION II.

(1) ITEM NO	(2) SMR CODE	(3) FSCM	(4) PART NUMBER	(5) DESCRIPTION AND USABLE ON CODES (UOC)	(6) QTY
				GROUP 03 LIGHT TABLE, TILT TOP	
				FIG. 4 LIGHT TABLE AND MOUNTING BRACKETS	
1	XDOZZ	81337	6-1-7519	BAR, SHIPPING, LIGHT TABLE WITH THUMBSCREWS.....	1
2	XDOOO	93791	VLT18T	TABLE, LIGHT, TILT TOP.....	2
3	XDOZZ	96906	MS51861-34C	SCREW, TAPPING, THREADED.....	6
4	XDOZZ	81337	6-1-7518-1	SHELF, LIGHT TABLE.....	2
5	XDOZZ	96906	MS27183-13	WASHER, FLAT.....	4
6	XDOZZ	96906	MS35338-46	WASHER, LOCK.....	4
7	XDOZZ	96906	MS90725-63	MACHINE BOLT, HEX HD.....	2
8	XDOZZ	96906	MS90725-68	SCREW, CAP, HEX HD.....	2
9	XDOZZ	96906	MS20600-B6W4	RIVET.....	36
				END OF FIGURE	

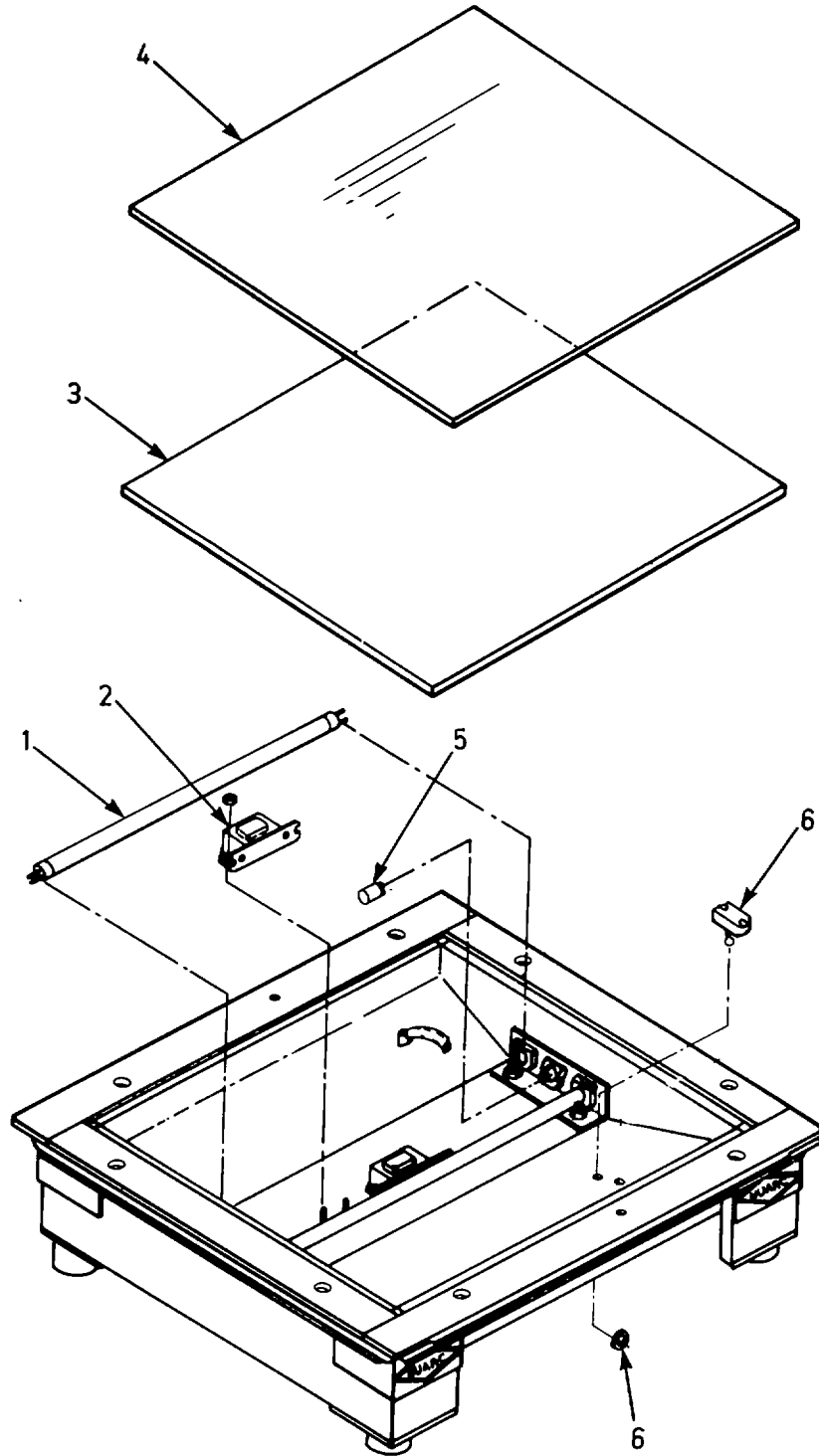


Figure 5. Light table assembly.

SECTION II.

(1) ITEM NO	(2) SMR CODE	(3) FSCM	(4) PART NUMBER	(5) DESCRIPTION AND USABLE ON CODES (UOC)	(6) QTY
				GROUP 03 LIGHT TABLE, TILT TOP FIG. 5 LIGHT TABLE ASSEMBLY	
1	PAOZZ	08108	F15T8/WW	.LAMP, FLUORESCENT	4
2	XDFZZ	81337	6-1-7501-94	.BALLAST,LAMP	4
3	XDOZZ	81337	6-1-7501-91	.PLASTIC, TABLE TOP, FROSTED	2
4	XDOZZ	81337	6-1-7501-90	.GLASS, TABLE TOP	2
5	PAOZZ	81337	6-1-7501-93	.STARTER, 20 WATT	4
6	PFOZZ	81337	6-1-7501-95	.SWITCH, TOGGLE	2
				END OF FIGURE	

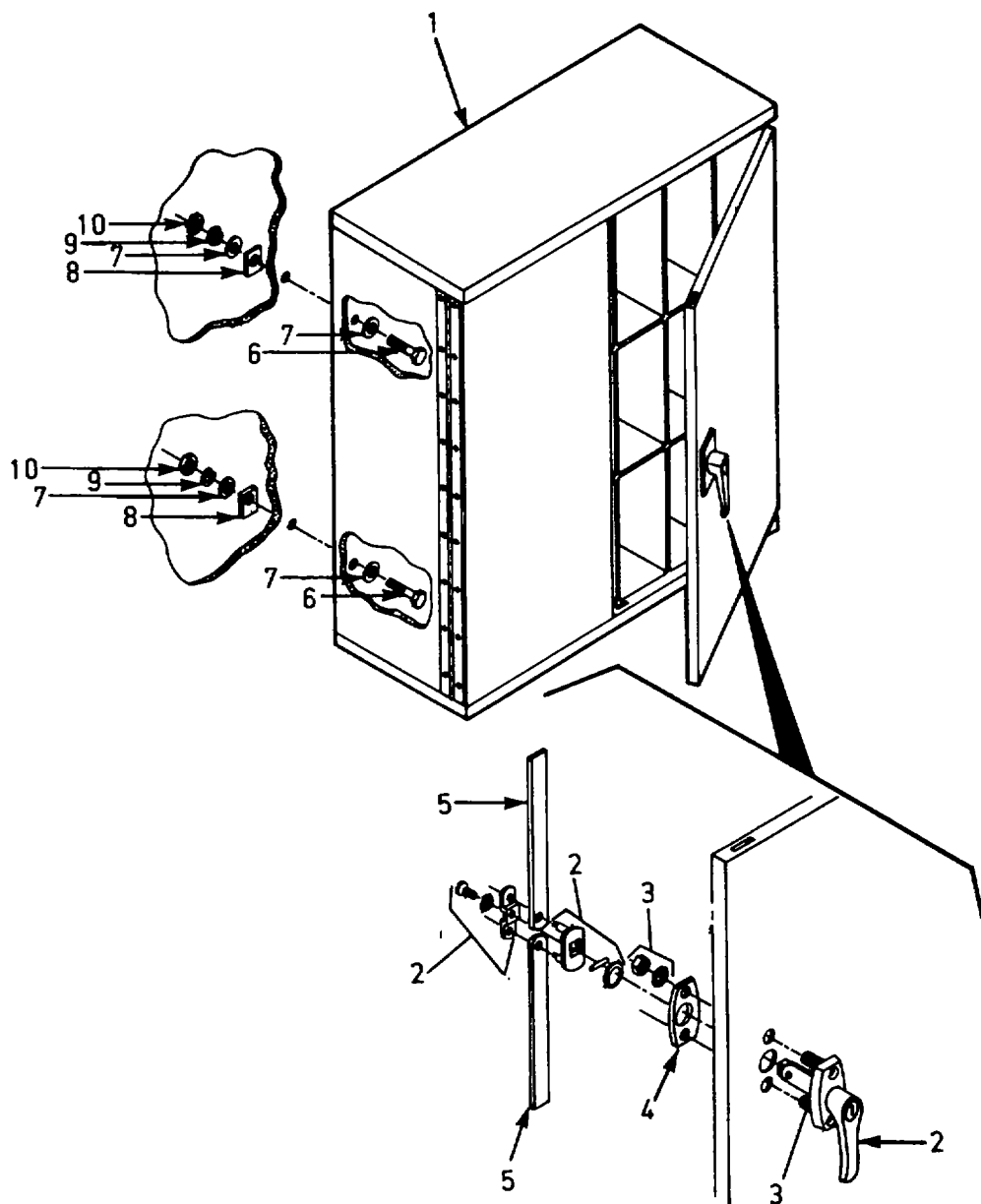


Figure 6. Artist supply cabinet.

SECTION II.

(1) ITEM NO	(2) SMR CODE	(3) FSCM	(4) PART NUMBER	(5) DESCRIPTION AND USABLE ON CODES (UOC)	(6) QTY
				GROUP 04 ARTIST SUPPLY CABINET	
				FIG. 6 ARTIST SUPPLY CABINET	
1	XDOOO	81337	6-1-5858	CABINET,ARTIST SUPPLY	1
2	XDOZZ	42689	68-090	.LATCH,DOOR	1
3	XDOZZ	42689	68-080-12	.BOLT,CRS,SPL,OVH WITH HEX NUT AND LK WSHR.....	2
4	XDOZZ	42689	60-016-24- TYPE F	.PLATE,LATCH	1
5	XDOZZ	81337	6-1-5851-25	.ARM,CATCH.....	2
6	XDOZZ	96906	MS90725-17	SCREW,CAP,HEX HD	4
7	XDOZZ	96906	MS27183-10	WASHER,FLAT.....	4
8	XDOZZ	81337	6-1-7547-6	PLATE,WASHER,EXT	4
9	XDOZZ	96906	MS35338-44	WASHER,LOCK,SPRING 1/4.....	4
10	XDOZZ	96906	MS35649- 2252	NUT,PLAIN,HEXAGON	4
				END OF FIGURE	

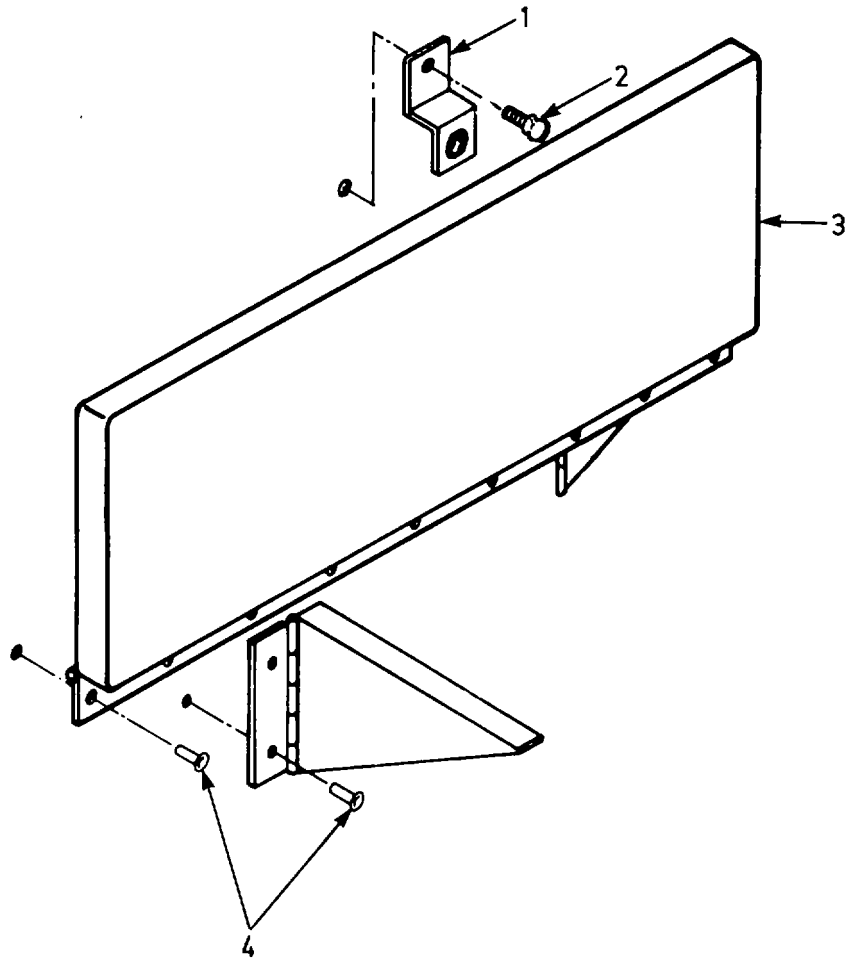


Figure 7. Artist folddown tray.

SECTION II.

(1) ITEM NO	(2) SMR CODE	(3) FSCM	(4) PART NUMBER	(5) DESCRIPTION AND USABLE ON CODES (UOC)	(6) QTY
				GROUP 05 FOLDDOWN ARTIST SHELF	
				FIG. 7 ARTIST FOLDDOWN TRAY	
1	PFHHH	81337	6-1-7527-2	BRACKET,TRAY RETAINER	2
2	XDOZZ	96906	MS21316-35	THUMBSCREW	2
3	PFHHH	81337	6-1-7527	TRAY, ARTIST FOLDOWN.....	2
4	XDOZZ	96906	MS20600- B4W3	RIVET,POP	15
				END OF FIGURE	

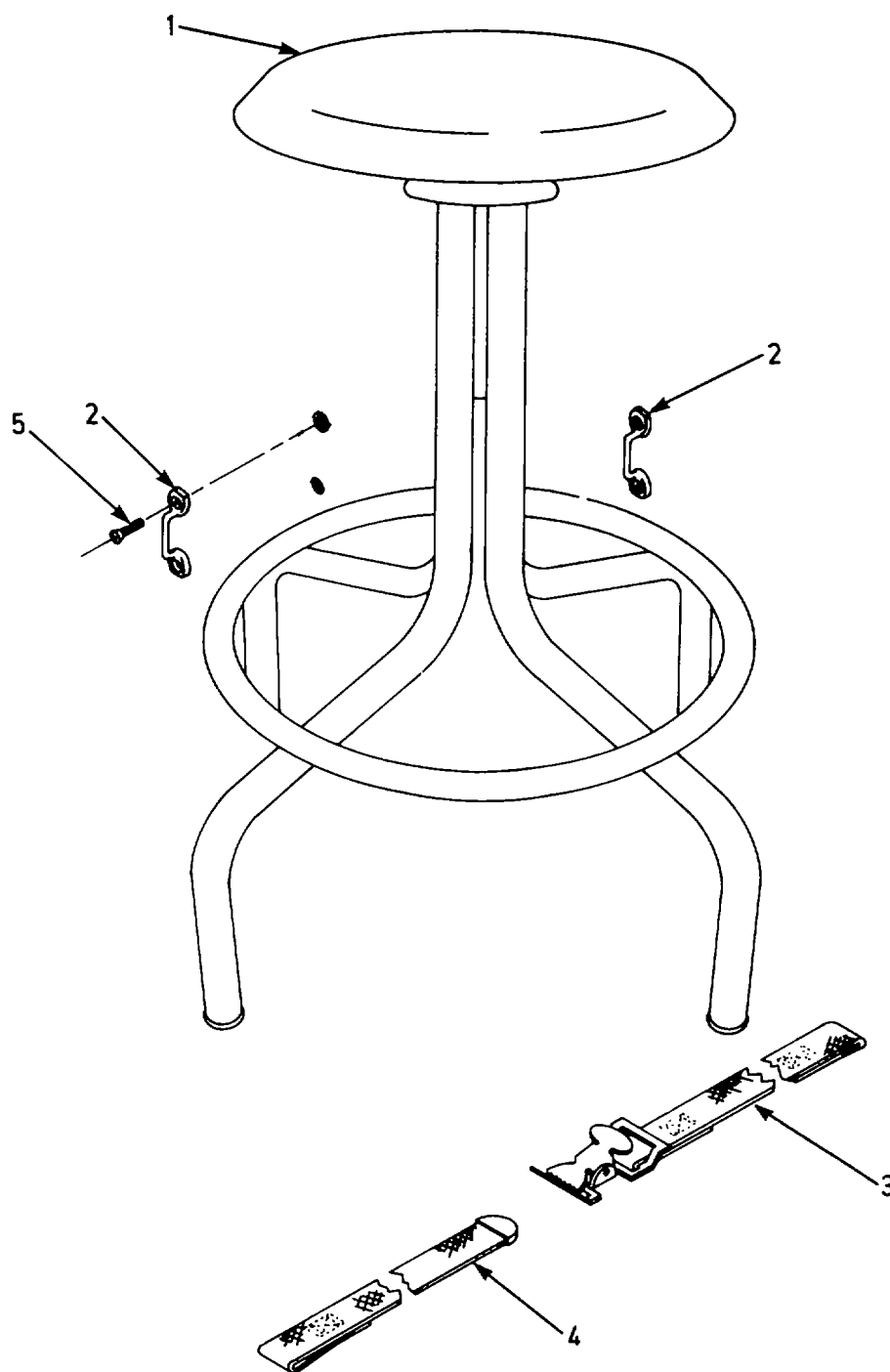


Figure 8. Stool and holddown assembly.

SECTION II.

(1) ITEM NO	(2) SMR CODE	(3) FSCM	(4) PART NUMBER	(5) DESCRIPTION AND USABLE ON CODES (UOC)	(6) QTY
				GROUP 06 STOOL HOLDDOWN ASSEMBLY	
				FIG. 8 STOOL AND HOLDDOWN ASSEMBLY	
1	XDOZZ	81348	AAS700TYPE2 SIZE1	STOOL,REVOLVING GENERAL PURPOSE.....	2
2	XDFZZ	76786	662R1	LOOP,STRAP FASTENER.....	4
3	XDFZZ	81337	6-1-5877-1	CHAPE ASSEMBLY	2
4	XDFZZ	81337	6-1-5877-3	STRAP ASSEMBLY,LONG	2
5	XDFZZ	96906	MS35191- 272	SCREW,MACHINE.....	4
				END OF FIGURE	

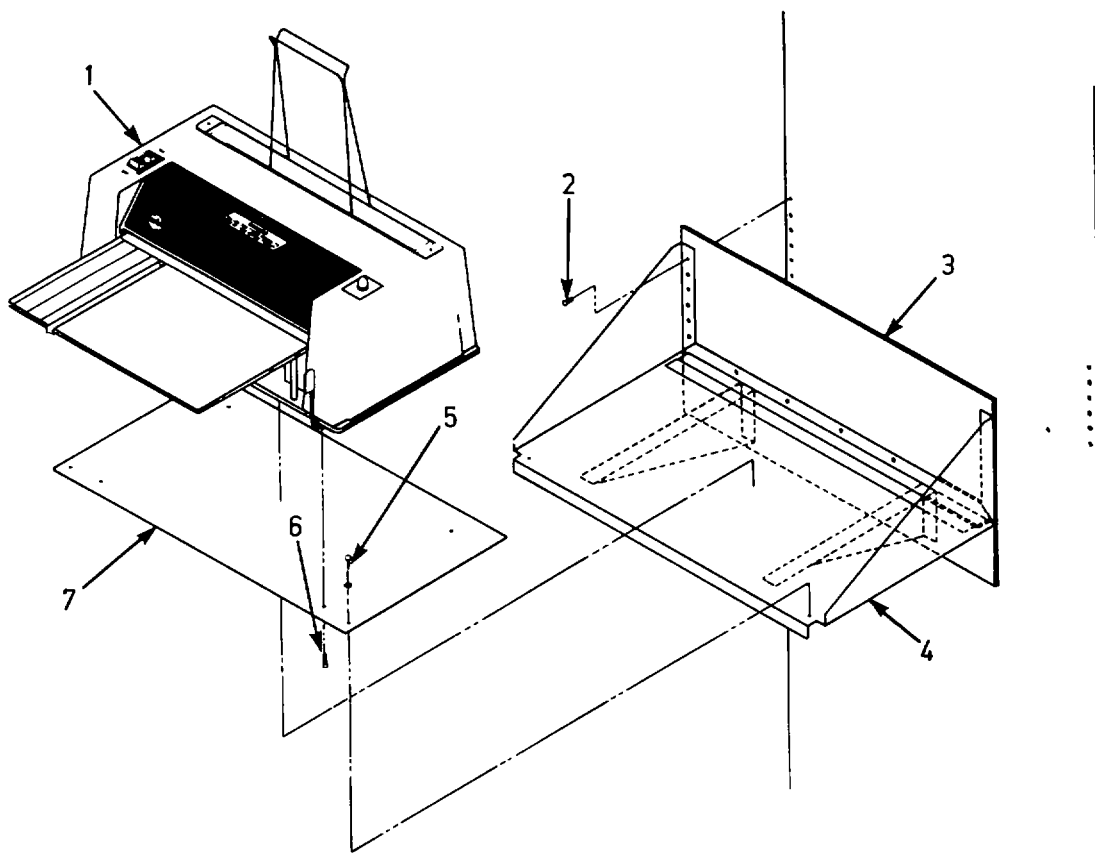


Figure 9. PMT processor and support assembly.

SECTION II

TM 5-3610-254-24P

(1) ITEM NO.	(2) SMR CODE	(3) CAGEC	(4) PART NO.	(5) DESCRIPTION AND USABLE ON CODES (UOC)	(6) QTY
GROUP 07 PMT PROCESSOR					
FIG. 9 PMT PROCESSOR AND SUPPORT ASSEMBLY					
1	XDOOO	93791	P1400	PROCESSOR, PMT	1
2	XDOZZ	96906	MS20600-B6W4	RIVET, BLIND, PULL STEM	23
3	XDOZZ	81337	6-1-7517	PLATE, WALL MOUNTING	1
4	XDOZZ	81337	6-1-7515	SHELF, PROCESSOR ASSEMBLY	1
5	XDOZZ	96906	MS21316-35	THUMBSCREW, SHOULDERED	2
6	XDOZZ	96906	MS35206-264	SCREW, MACHINE	4
7	XDOZZ	81337	6-1-7516	PLATE, PROCESSOR MOUNTING	1
END OF FIGURE					

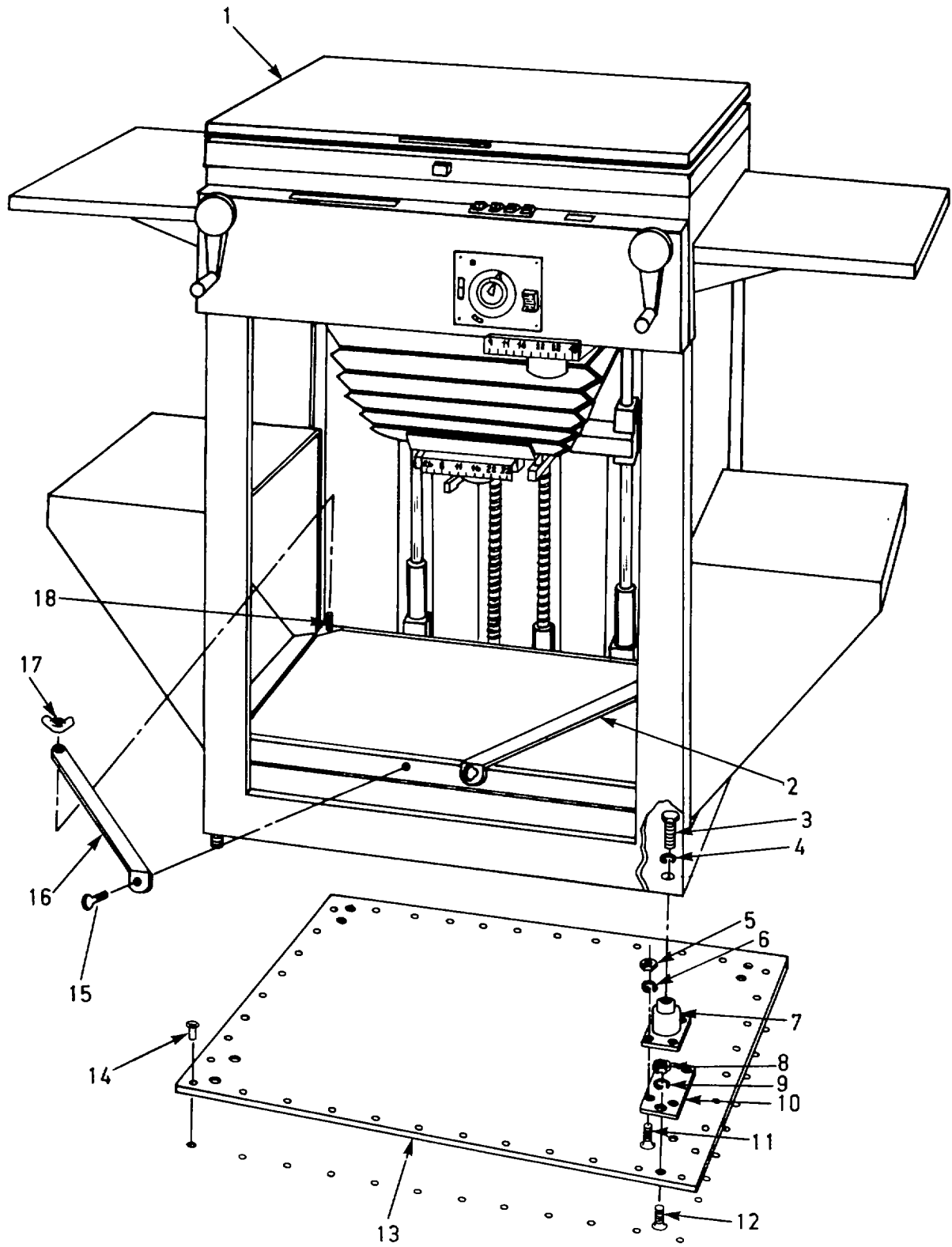


Figure 10. Vertical camera and mounting brackets.

SECTION II

TM 5-3610-254-24P

(1) ITEM NO.	(2) SMR CODE	(3) CAGEC	(4) PART NO.	(5) DESCRIPTION AND USABLE ON CODES (UOC)	(6) QTY
				GROUP 08 CAMERA VERTICAL	
				FIG. 10 VERTICAL CAMERA AND MOUNTING BRACKETS	
1	PFHHH	25631	MARK 3	CAMERA REPROGRAMMER, VERTICAL	1
2	PFHZZ-	81337	6-1-7521-1	.BAR, SHIPPING, RIGHT, VERTICAL CAMERA	1
3	XDHZZ	96906	MS90725-74	.SCREW, CAP, HEX HD	4
4	XDHZZ	96906	MS51967-8	.NUT, PLAIN, HEX	8
5	XDHZZ	96906	MS35649-202	.NUT, PLAIN, HEX	4
6	XDHZZ	96906	MS35338-43	.WASHER, LOCK, NO. 10	16
7	XDHZZ	76005	HT2-80	.MOUNT, SHOCK	4
8	XDHZZ	96906	MS35649-2312	.NUT, PLAIN, HEX	8
9	XDHZZ	96906	MS35338-45	.WASHER, LOCK, 5/16	8
10	XDHZZ	81337	6-1-7520-3	.PLATE, SHOCK MOUNT	4
11	XDHZZ	96906	MS35190-271	.SCREW, MACHINE, NO. 10	16
12	XDHZZ	96906	MS35190-304	.SCREW, MACHINE	8
13	PFHZZ	81337	6-1-7520-2	.PLATE, FLOOR	1
14	XDHZZ	96906	MS20600-B6W5	.RIVET, BLIND, PULL STEM	40
15	XDHZZ	96906	MS21316-13	.THUMBSCREW	2
16	XDHZZ	81337	6-1-7521-3	.BAR, SHIPPING, LEFT, VERTICAL CAMERA	1
17	XDHZZ	96906	MS35426-25	.NUT, PLAIN, WING	2
18	XDHZZ	94756	71929-305	.STUD, THREADED, 10-32 X 2 IN L	2
				END OF FIGURE	

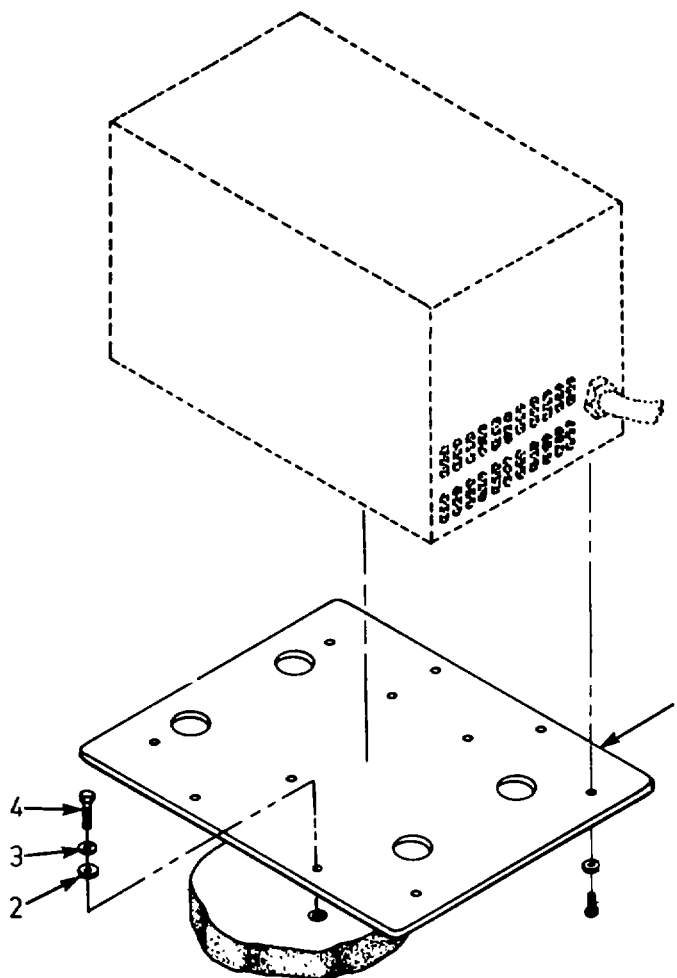


Figure 11. Camera vacuum pump mounting bracket.

(1) ITEM NO.	(2) SMR CODE	(3) CAGEC	(4) PART NO.	(5) DESCRIPTION AND USABLE ON CODES (UOC)	(6) QTY
				GROUP 08 CAMERA, VERTICAL	
				FIG. 11 CAMERA VACUUM PUMP AND MOUNTING BRACKET	
1	XDOOO	81337	6-1-7522-1	PLATE, CAMERA VACUUM PUMP	1
2	XDOZZ	96906	MS27183-9	.WASHER, FLAT	4
3	XDOZZ	96906	MS35338-44	.WASHER, LOCK	4
4	XDOZZ	96906	MS90725-8	.SCREW, CAP, HEX HD	4
				END OF FIGURE	

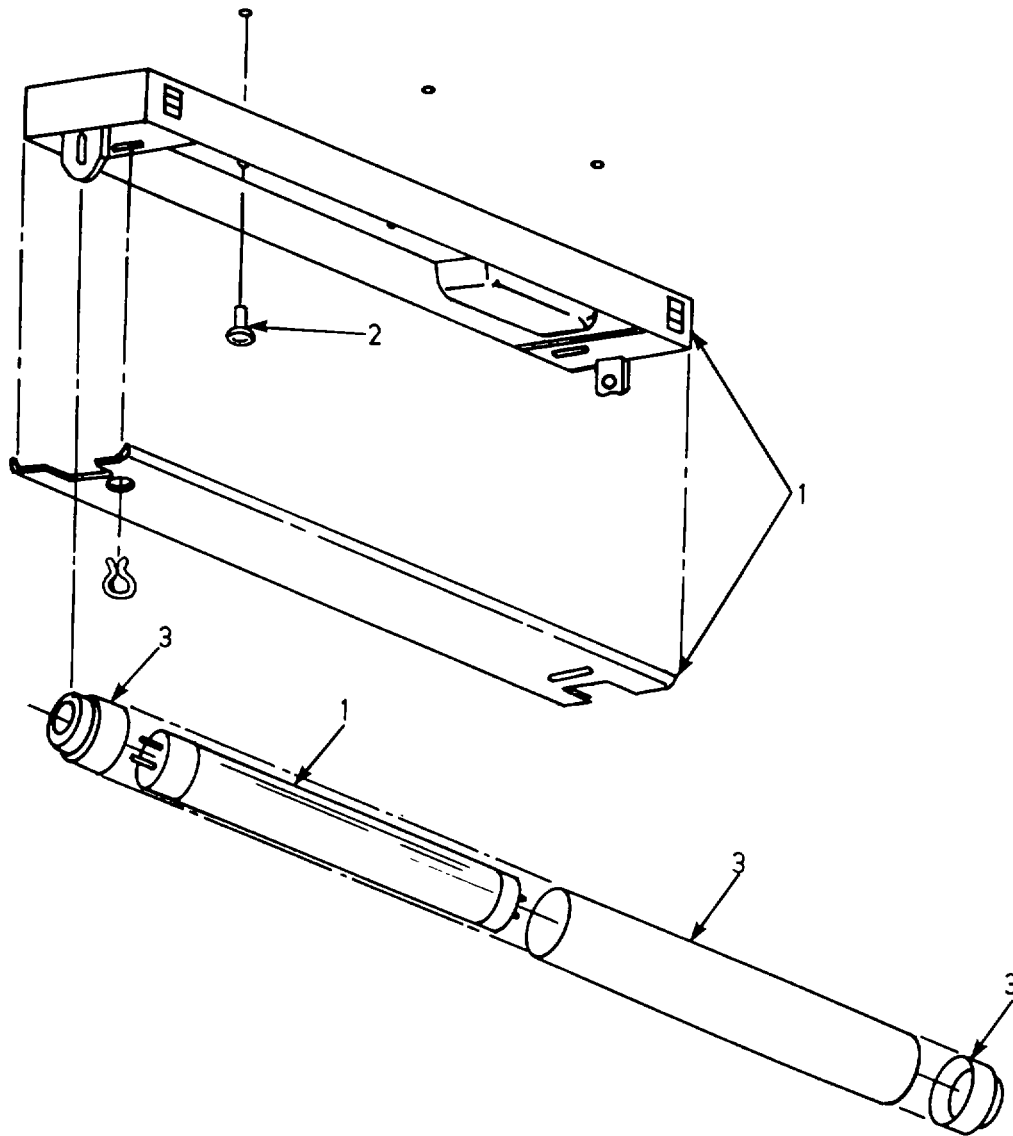


Figure 12. Safelight and lamp fixture.

(1) ITEM NO.	(2) SMR CODE	(3) CAGEC	(4) PART NO.	(5) DESCRIPTION AND USABLE ON CODES (UOC)	(6) QTY
				GROUP 09 SAFELIGHT ASSEMBLY	
				FIG. 12 SAFELIGHT AND LAMP FIXTURE	
1	XDOZZ	16543	5120TS120	FIXTURE, LIGHTING, WITH 20W LAMP	2
2	XDOZZ	96906	MS20600-A D6W3	.RIVET, BLIND, PULL STEM	8
3	XDOZZ	87034	F-20-T-12	SAFELIGHT, PHOTO RED, 24 IN TUBE	2
				END OF FIGURE	

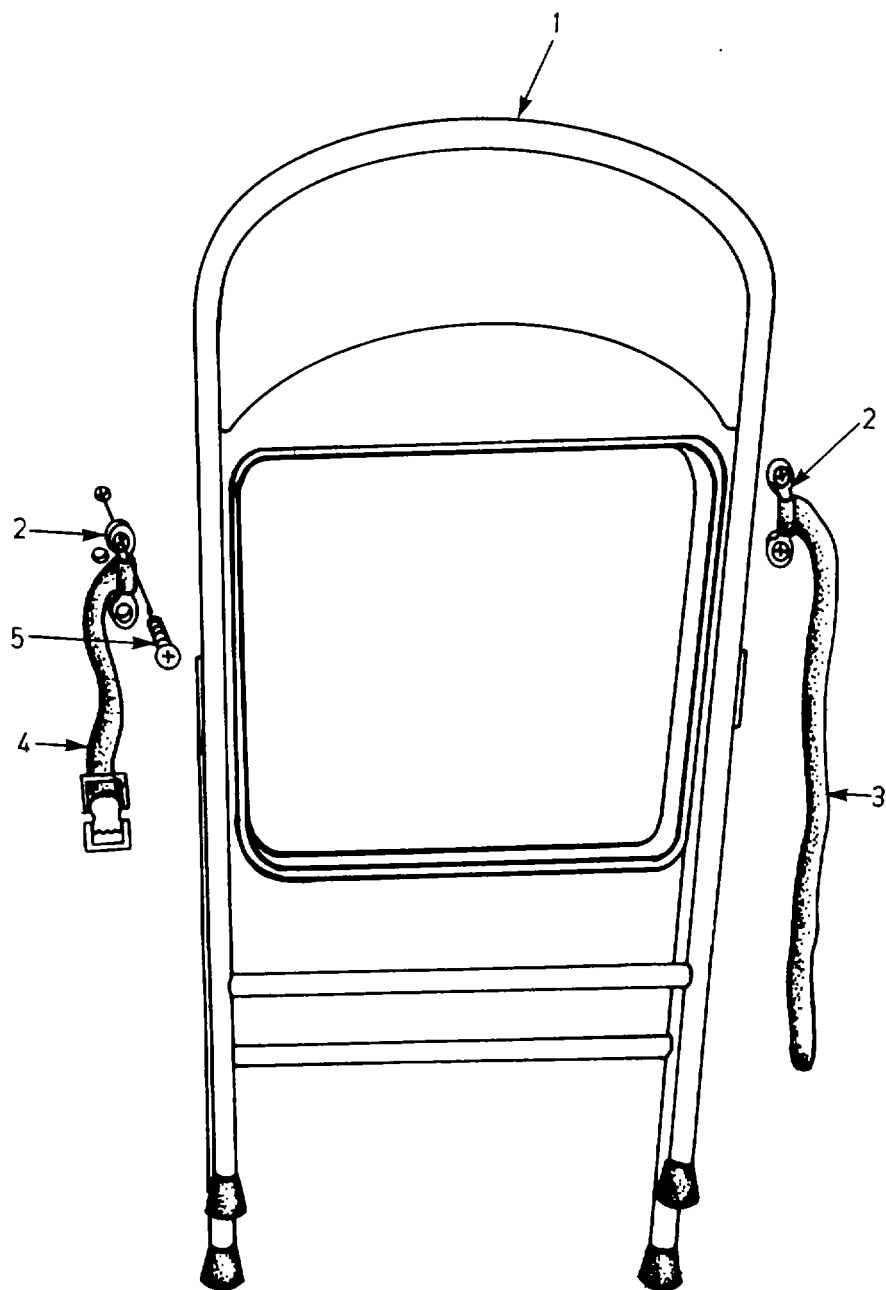


Figure 13. Folding chair and holddown assembly.

SECTION II

TM 5-3610-254-24P

(1) ITEM NO.	(2) SMR CODE	(3) CAGEC	(4) PART NO.	(5) DESCRIPTION AND USABLE ON CODES (UOC)	(6) QTY
				GROUP 10 FOLDING CHAIR HOLDDOWN ASSEMBLY	
				FIG. 13 FOLDING CHAIR AND HOLDDOWN ASSEMBLY	
1	XDOZZ	81348	26134	CHAIR, FOLDING, TYPE I, CL-1, STYLE J	1
2	XDFZZ	76866	662R1	LOOP, FOOTMAN CHAPE	2
3	XDFZZ	81337	6-1-5877-3	STRAP ASSEMBLY, LONG	1
4	XDFZZ	81337	6-1-5877-1	CHAPE ASSEMBLY	1
5	XDFZZ	96906	MS35191-272	SCREW, MACHINE	2
				END OF FIGURE	

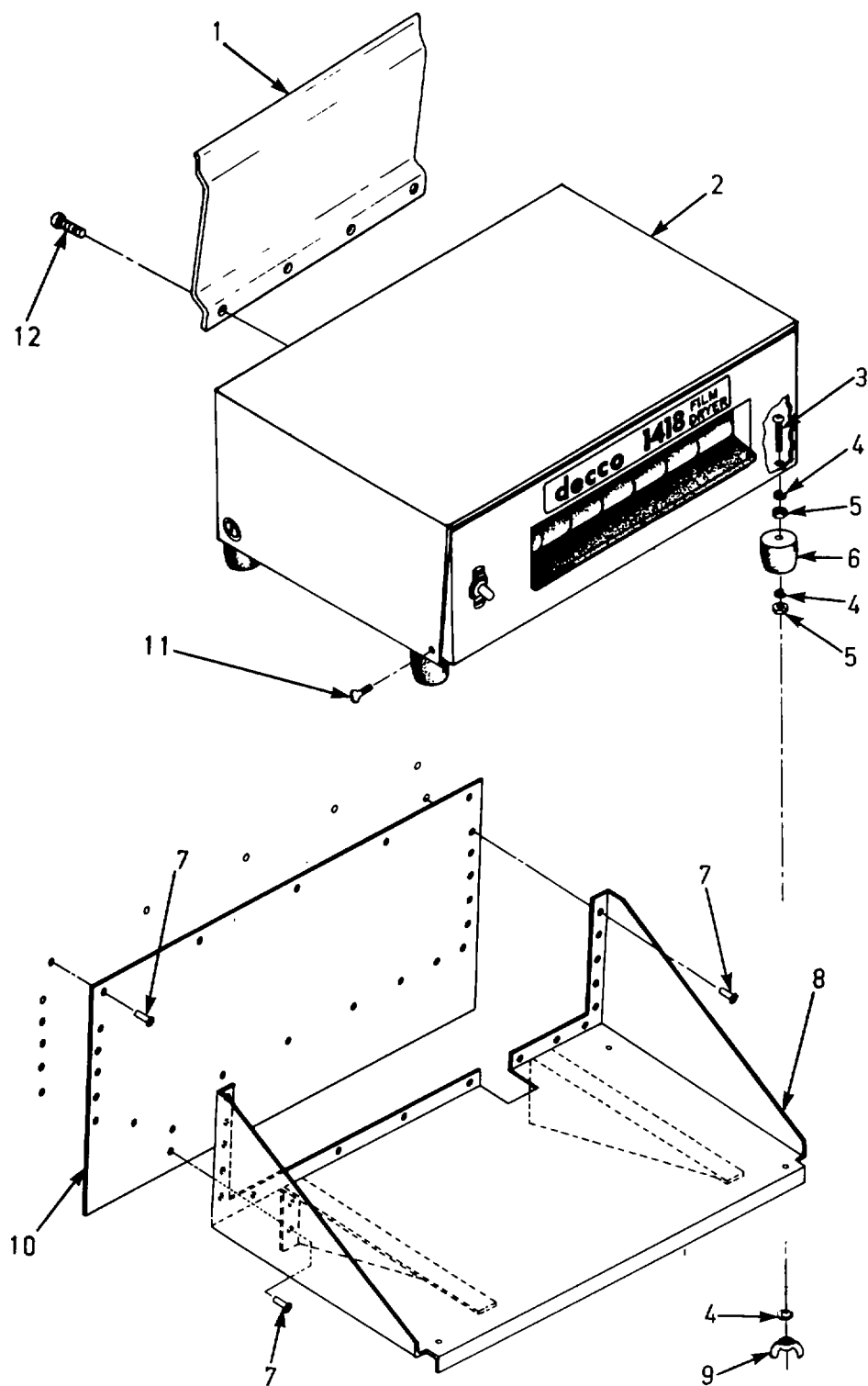


Figure 14. Film dryer and mounting bracket.

SECTION II

TM 5-3610-254-24P

(1) ITEM NO.	(2) SMR CODE	(3) CAGEC	(4) PART NO.	(5) DESCRIPTION AND USABLE ON CODES (UOC)	(6) QTY
				GROUP 11 DRYER FILM	
				FIG. 14 FILM DRYER AND MOUNTING BRACKET	
1	XDOZZ	81337	6-1-5864-3	.DEFLECTOR	1
2	PFOFF	07183	1418	.DRYER, PHOTOGRAPHIC	1
3	XDOZZ	96906	MS35215-63	.SCREW, MACHINE 10-24 X 2-1/4	4
4	XDOZZ	96906	MS35338-43	.WASHER, LOCK	12
5	XDOZZ	96906	MS35650-305	.NUT, PLAIN, HEX	8
6	XDOZZ	81337	6-1-5864-9	.MOUNT, RUBBER	4
7	XDOZZ	96906	MS20600-B6W4	.RIVET, BLIND, AL, 316 D	30
8	XDOZZ	81337	6-1-5865	.SHELF, FILM DRYER	1
9	XDOZZ	96906	MS35426-26	.WINGNUT	4
10	XDOZZ	81337	6-1-5870	.PLATE, BACKING	1
11	XDOZZ	96906	MS21316-13	THUMBSCREW	2
12	XDOZZ	96906	MS51861-24C	.SCREW, TAPPING, THREAD FORMING, NO. 6 X 3/8 L	4
				END OF FIGURE	

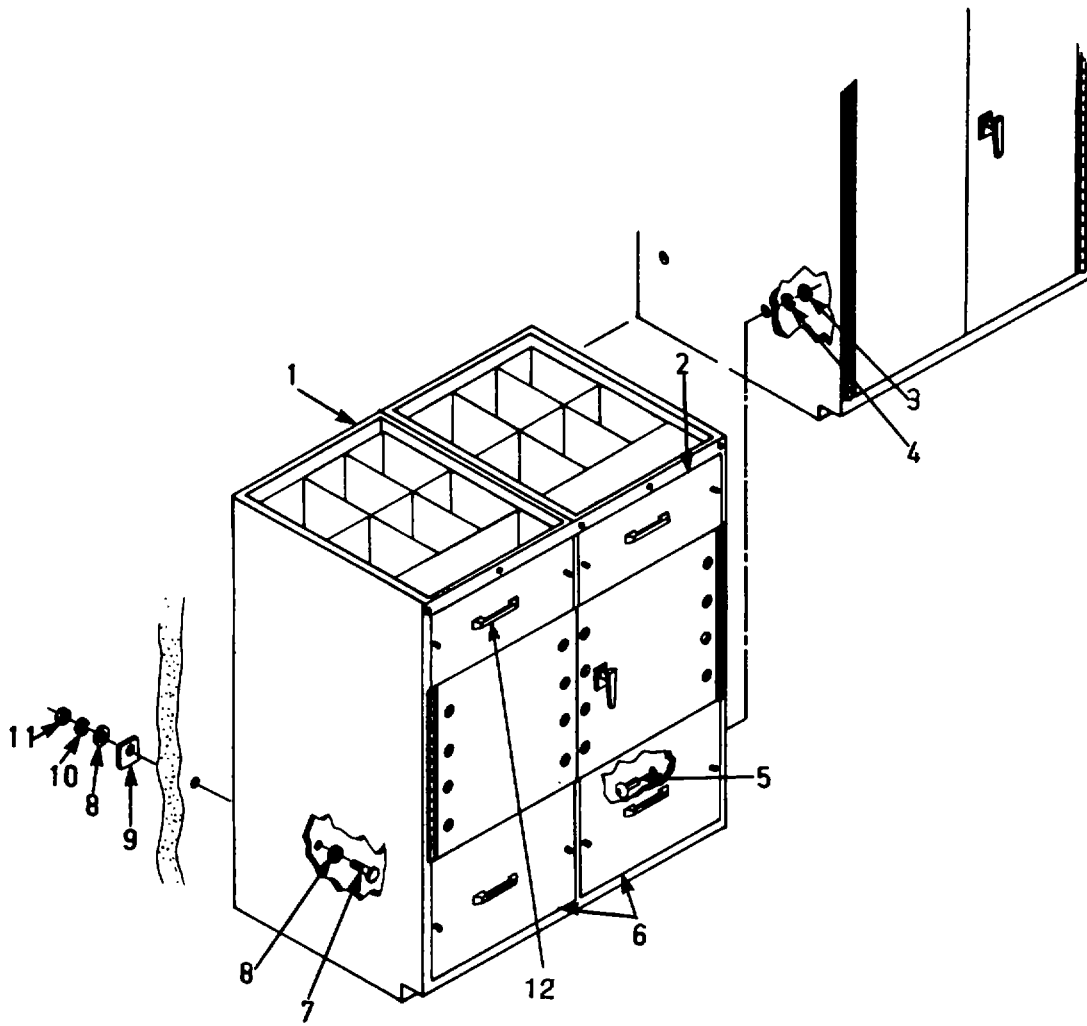


Figure 15. Supply storage cabinet.

SECTION II

TM 5-3610-254-24P

(1) ITEM NO.	(2) SMR CODE	(3) CAGEC	(4) PART NO.	(5) DESCRIPTION AND USABLE ON CODES (UOC)	(6) QTY
				GROUP 12 STORAGE CABINET, SUPPLY	
				FIG. 15 SUPPLY STORAGE CABINET	
1	XDOOO	81337	6-1-7505-46	CABINET, STORAGE, SUPPLY	1
2	XDOZZ	81337	6-1-7505-22	DRAWER	1
3	XDOZZ	96906	MS35650-302	.NUT, PLAIN, HEXAGON	4
4	XDOZZ	96906	MS35358-138	.WASHER, LOCK, NO. 10	4
5	XDOZZ	96906	MS35207-264	.SCREW, MACHINE	4
6	XDOZZ	81337	6-1-7505-25	DRAWER	2
7	XDOZZ	96906	MS90725-17	SCREW, CAP, HEX HD	4
8	XDOZZ	96906	MS27183-10	WASHER, FLAT	8
9	XDOZZ	81337	6-1-7547-6	PLATE, WASHER, EXT	4
10	XDOZZ	96906	MS35338-44	WASHER, LOCK	4
11	XDOZZ	96906	MS35649-2252	NUT, PLAIN, HEXAGON	4
12	XDOZZ	81337	6-7-7505-23	DRAWER	1
				END OF FIGURE	

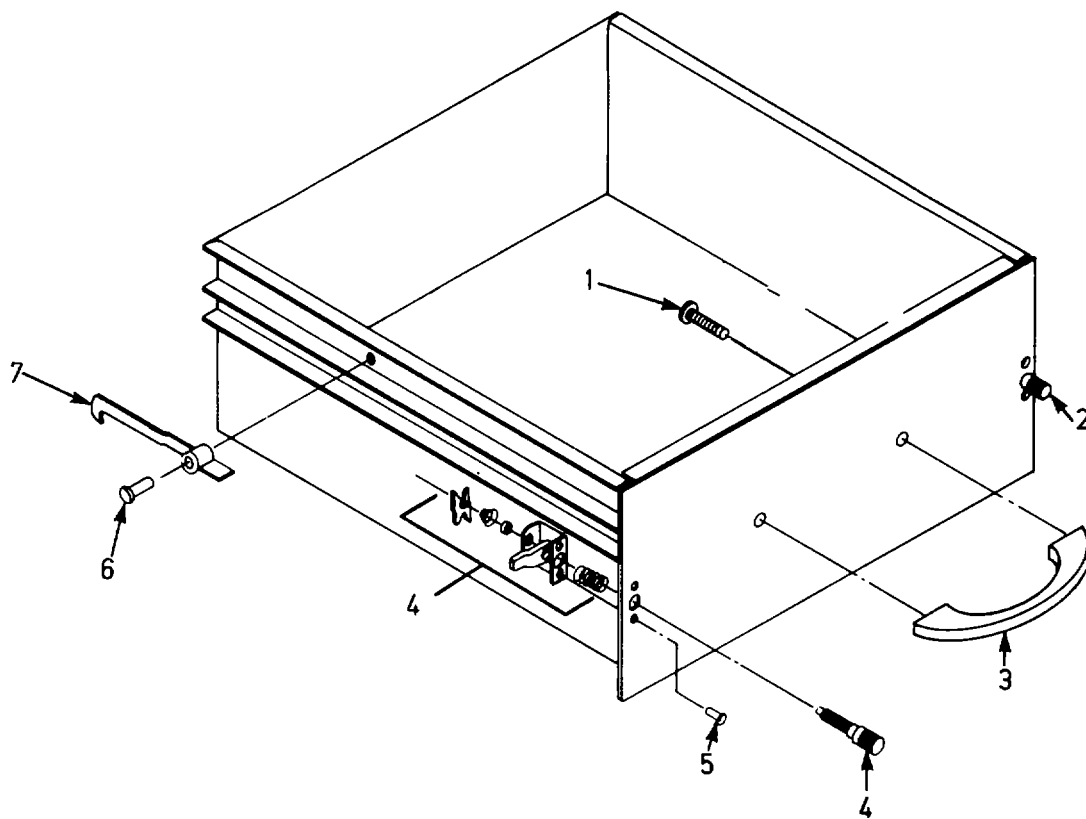


Figure 16. Supply storage cabinet drawer.

SECTION II

TM 5-3610-254-24P

(1) ITEM NO.	(2) SMR CODE	(3) CAGEC	(4) PART NO.	(5) DESCRIPTION AND USABLE ON CODES (UOC)	(6) QTY
				GROUP 12 STORAGE CABINET, SUPPLY	
				FIG. 16 SUPPLY STORAGE CABINET DRAWER	
1	XDOZZ	42689	61-289-3	.SCREW, SCH, NO.8-32	8
2	XDOZZ	94222	43-1-3-0	.FASTENER, PAWL, RIGHT HAND	4
3	XDOZZ	42689	61-394	.PULL, DRAWER	4
4	XDOZZ	94222	43-10-3-0	.FASTENER, PAWL, LEFT HAND.....	4
5	XDOZZ	96906	MS20613-4P4	.RIVET, SOLID, 1/8 IN DIA.X1/4L	16
6	XDOZZ	96906	MS20613-4P4	RIVET, SOLID, 1/8 IN DIA.X1/4L	8
7	XDOZZ	81337	6-1-7505-31	LATCH, STOP	8
				END OF FIGURE	

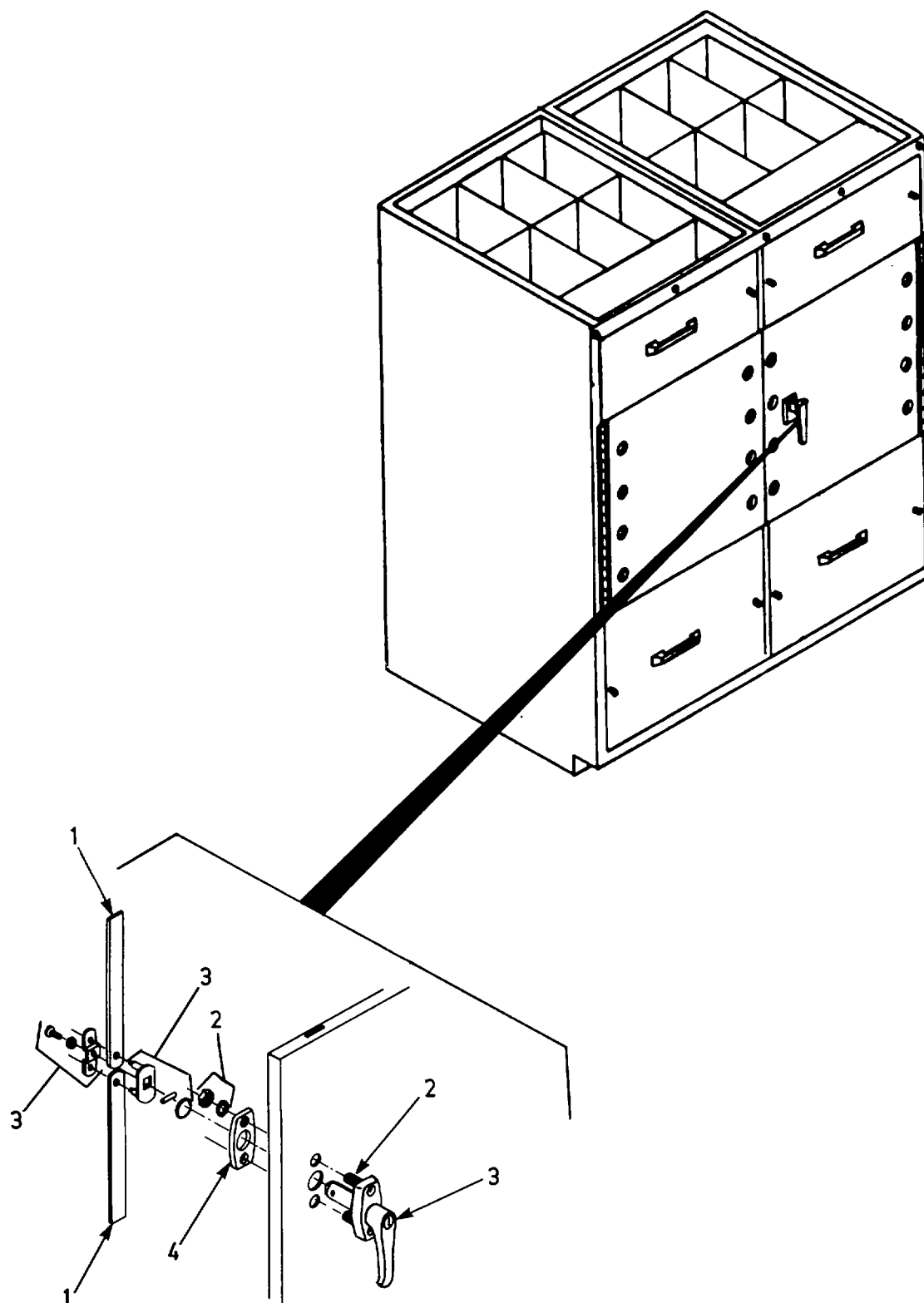


Figure 17. Supply storage cabinet door latch.

SECTION II

TM 5-3610-254-24P

(1) ITEM NO.	(2) SMR CODE	(3) CAGEC	(4) PART NO.	(5) DESCRIPTION AND USABLE ON CODES (UOC)	(6) QTY
				GROUP 12 STORAGE CABINET, SUPPLY	
				FIG. 17 SUPPLY STORAGE CABINET DOOR LATCH	
1	XDOZZ	81337	6-1-7505-17	.ARM, LATCH	2
2	XDOZZ	42689	68-080-12	.BOLT, CRG, SPL, OVH, WITH HEX NUT AND LKWSHR	2
3	XDOZZ	42689	68-090	.LATCH, DOOR	1
4	XDOZZ	42689	68-1624TYF	.PLATE, LATCH	1
				END OF FIGURE	

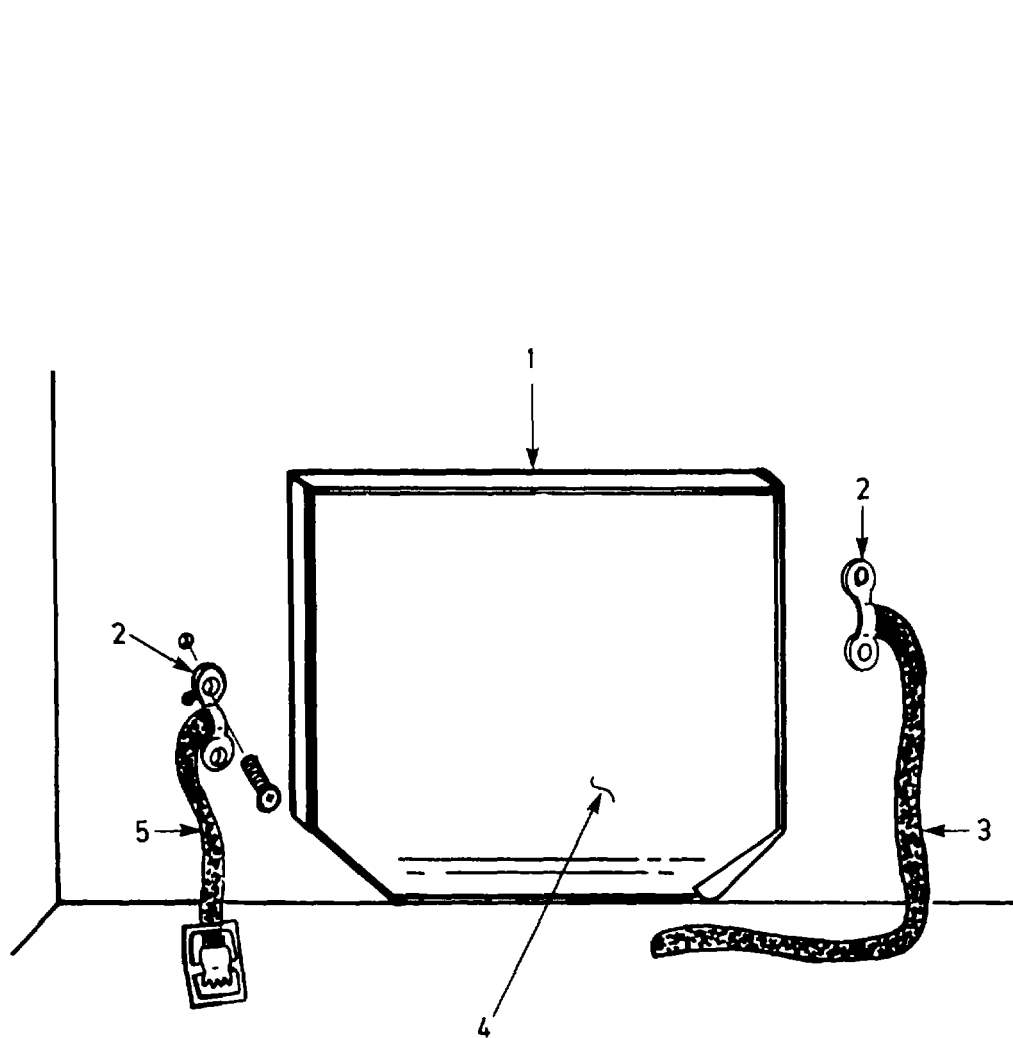


Figure 18. Rub-up board assembly.

(1) ITEM NO.	(2) SMR CODE	(3) CAGEC	(4) PART NO.	(5) DESCRIPTION AND USABLE ON CODES (UOC)	(6) QTY
				GROUP 13 RUB-UP BOARD	
				FIG. 18 RUB-UP BOARD ASSEMBLY	
1	XDOOZ	81337	6-1-5873	RUB-UP BOARD ASSEMBLY	1
2	XDFZZ	76786	662R1	LOOP, STRAP FASTENER	2
3	XDFFF	81337	6-1-5877-2	STRAP ASSEMBLY, SHORT	1
4	XDOZZ	81337	6-1-5873-5	.COVERING, RUBBER	1
5	XDFZZ	81337	6-1-5877-1	CHAPE ASSEMBLY	1
				END OF FIGURE	

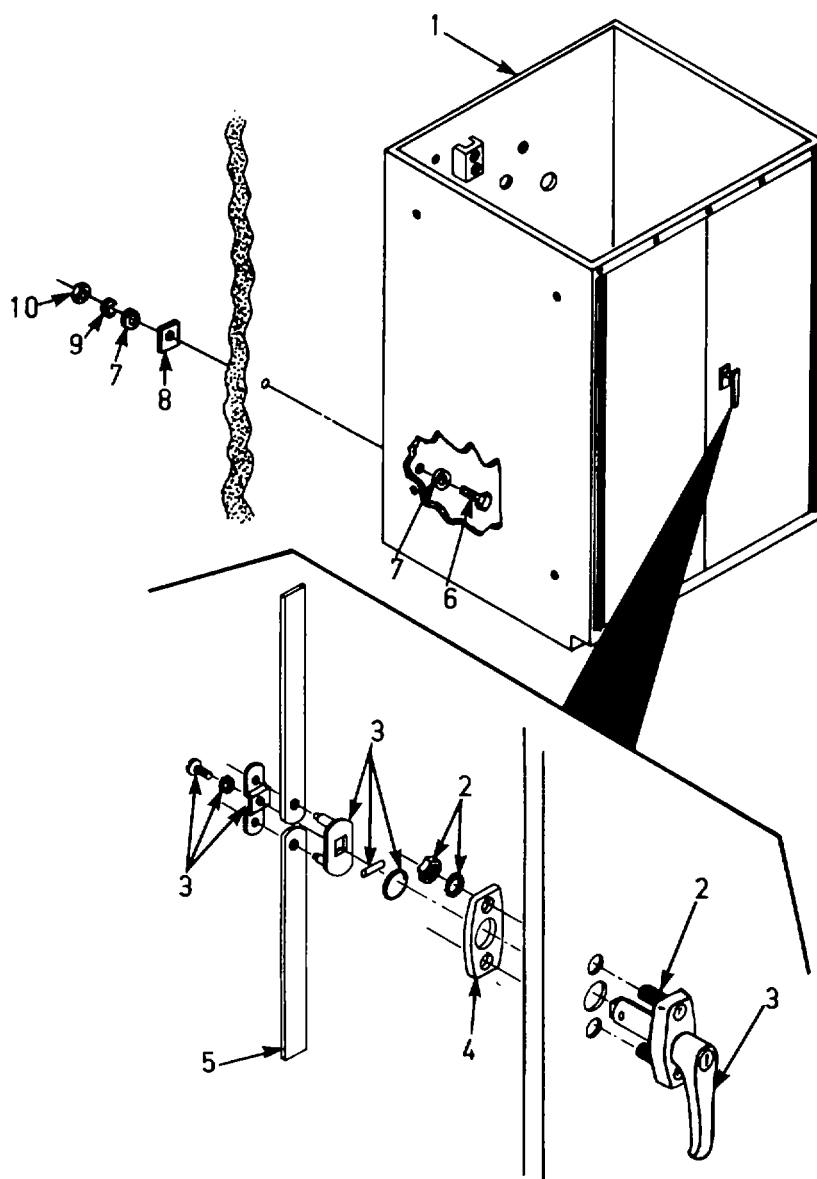


Figure 19. Water supply cabinet.

SECTION II

TM 5-3610-254-24P

(1) ITEM NO.	(2) SMR CODE	(3) CAGEC	(4) PART NO.	(5) DESCRIPTION AND USABLE ON CODES (UOC)	(6) QTY
				GROUP 14 WATER SUPPLY CABINET	
				FIG. 19 WATER SUPPLY CABINET	
1	XDFFF	81337	6-1-7505-47	CABINET, WATER SUPPLY	1
2	XDOZZ	42689	68-080-12	.BOLT, CRG, SPL, OVH, WITH HEX NUT AND LKWSHR	2
3	XDOZZ	42689	68-090	.LATCH, DOOR	1
4	XDOZZ	42689	68-1624TYF	.PLATE, LATCH	1
5	XDOZZ	81337	6-1-7505-17	.ARM, LATCH	2
6	XDOZZ	96906	MS90725-17	.SCREW, CAP, HEX HD	1
7	XDOZZ	96906	MS27183-10	WASHER, FLAT	2
8	XDOZZ	81337	6-1-7547-6	PLATE, WASHER, EXT	1
9	XDOZZ	96906	MS35338-44	WASHER, LOCK, 1/4	1
10	XDOZZ	96906	MS35649-2252	NUT, PLAIN, HEXAGON	1
				END OF FIGURE	

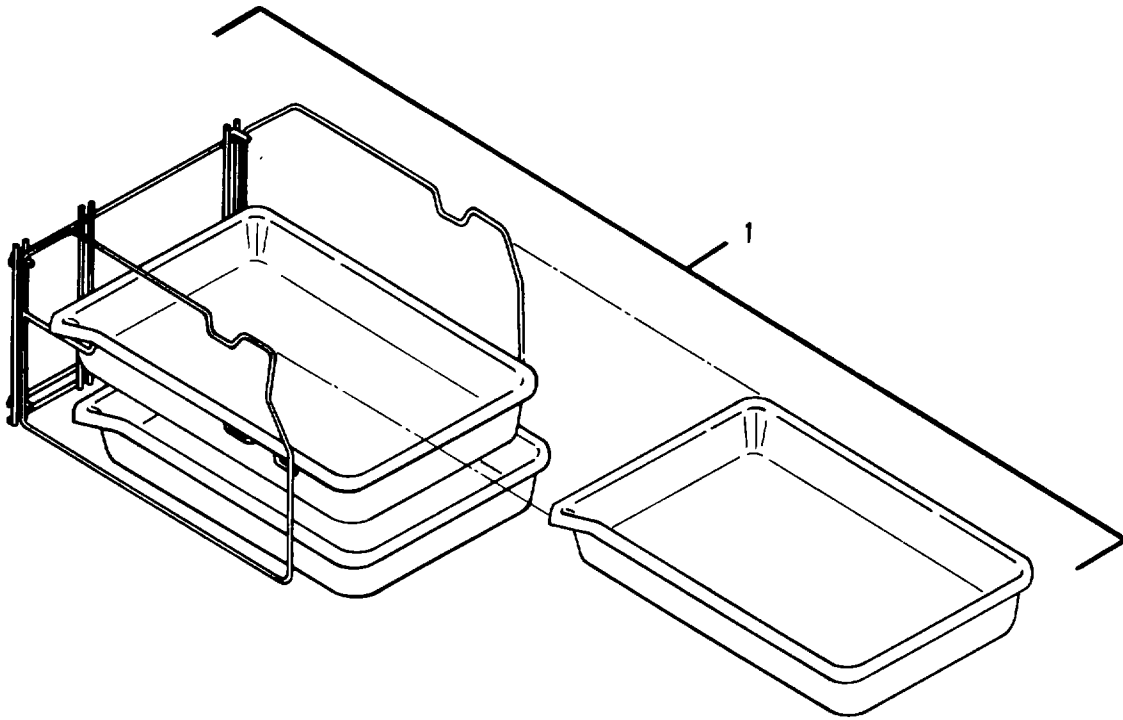


Figure 20. Phototray assembly.

(1) ITEM NO.	(2) SMR CODE	(3) CAGEC	(4) PART NO.	(5) DESCRIPTION AND USABLE ON CODES (UOC)	(6) QTY
1	XDOZZ	10066	MODEL 1400	GROUP 15 PHOTOTRAY ASSEMBLY FIG. 20 PHOTOTRAY ASSEMBLY PHOTO TRAYS, 3 EACH WITH RACK END OF FIGURE	1

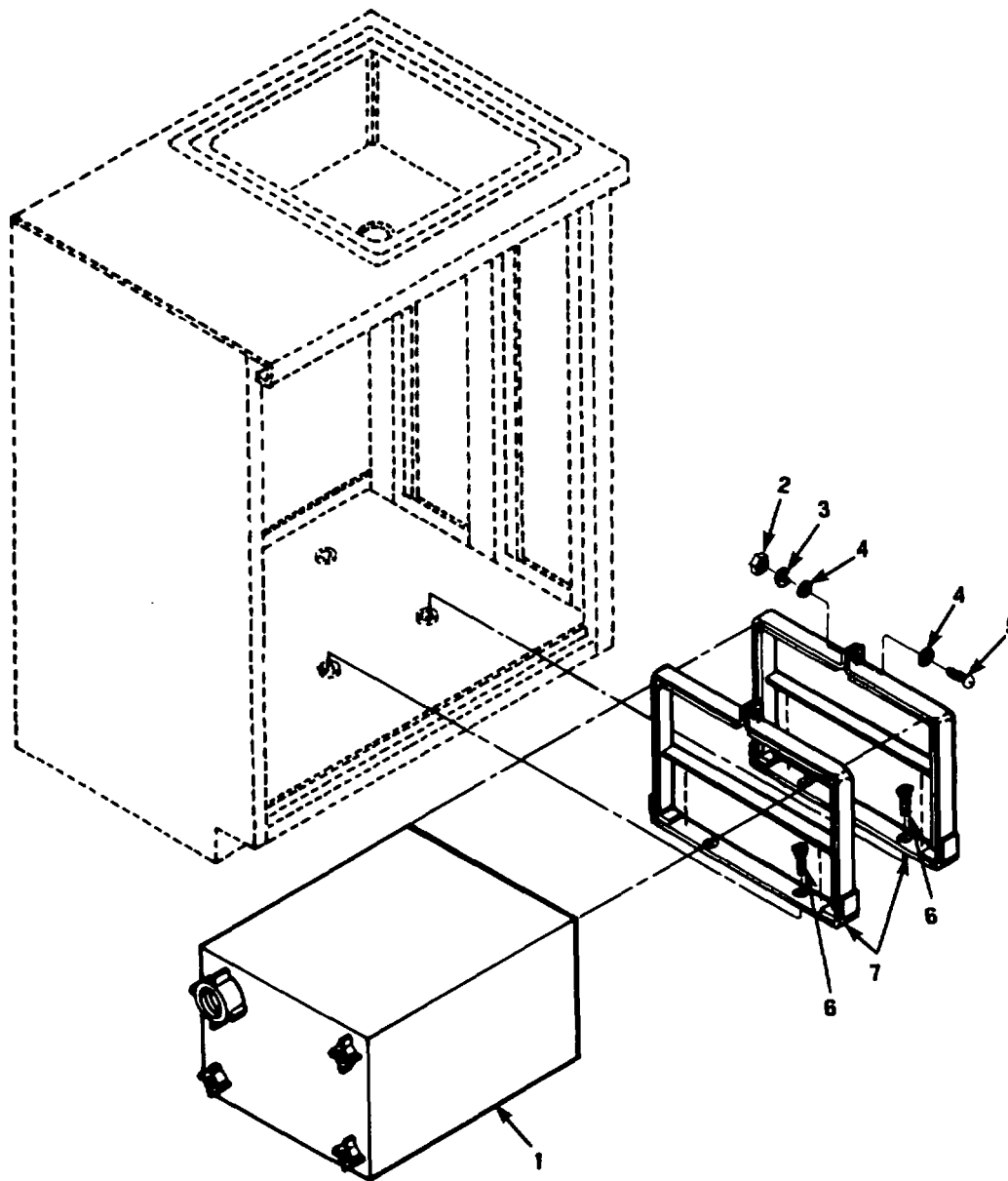


Figure 21. Water tank and mounting bracket.

SECTION II

TM 5-3610-254-24P C01

(1) ITEM NO.	(2) SMR CODE	(3) CAGEC	(4) PART NO.	(5) DESCRIPTION AND USABLE ON CODES (UOC)	(6) QTY
				GROUP 16 WATER TANK SYSTEM	
				FIG. 21 WATER TANK AND MOUNTING BRACKET	
* 1	XDFFF	51225	10-10	TANK, WATER	1
2	XDFZZ	96906	MS51967-2	.NUT, PLAIN, HEX	2
3	XDFZZ	96906	MS35338-44	.WASHER, LOCK	2
4	PFOZZ	96906	MS27183-10	.WASHER, FLAT	2
5	XDFZZ	96906	MS90725-7	.SCREW, CAP, HEX HD	2
6	XDFZZ	96906	MS35191-290	.SCREW, MACHINE, UNDERCUT	2
7	XDFZZ	81337	6-1-7506-3	.BRACKET, WATER TANK	1
				END OF FIGURE	

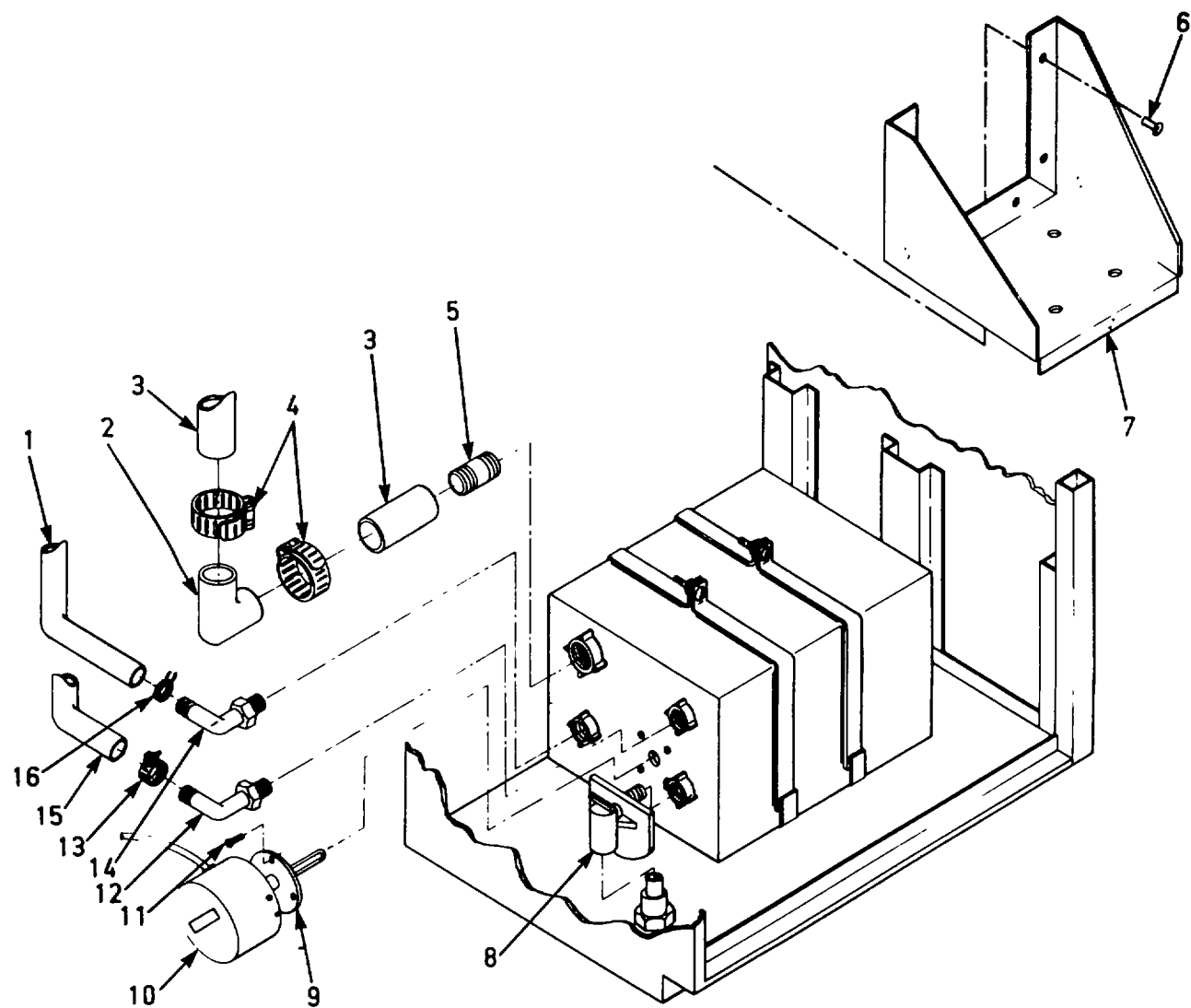


Figure 22. Water heater and fixture.

SECTION II

TM 5-3610-254-24P

(1) ITEM NO.	(2) SMR CODE	(3) CAGEC	(4) PART NO.	(5) DESCRIPTION AND USABLE ON CODES (UOC)	(6) QTY
				GROUP 16 WATER TANK SUPPLY	
				FIG. 22 WATER HEATER AND FIXTURE	
1	XDFZZ	27901	59105	.TUBING, .501D	V
2	XDFZZ	27901	24052	.ELBOW, .75PVC SOCKET TYPE	1
3	XDFZZ	27901	57215	.TUBING	V
4	XDFZZ	96906	MS35842-12	.CLAMP, HOSE	3
5	XDFZZ	81337	6-1-7506-20	.TUBE, THREADED CU .625 OD	1
6	XDFZZ	96906	MS20600-B6W4	RIVET, BLIND, PULL STEM	6
7	XDFZZ	81337	6-1-7506-1	BRACKET, PUMP	1
8	XDFZZ	81337	303	.SPIGOT, .38 NPT, NYLON	1
9	XDFZZ	14959	1X4	..FLANGE, FLOOR	1
10	PBFZZ	65586	ARTM-1000L	.HEATER, IMMERSION	1
11	XDFZZ	96906	MS51960-85	..SCREW, MACHINE	4
12	XDFZZ	81337	171-020	.ELBOW, WITH MESH 0.38 NPT X .38 HOSE, NYLON	1
13	XDFZZ	96906	MS35842-11	.CLAMP, HOSE	1
14	XDFZZ	27901	63111	.ELBOW, .38NPT X.50 HOSE, NYLON	1
15	XDFZZ	27901	59102	.TUBING, .38ID ..	V
16	XDFZZ	96906	MS39326-8	.CLAMP, HOSE	1
				END OF FIGURE	

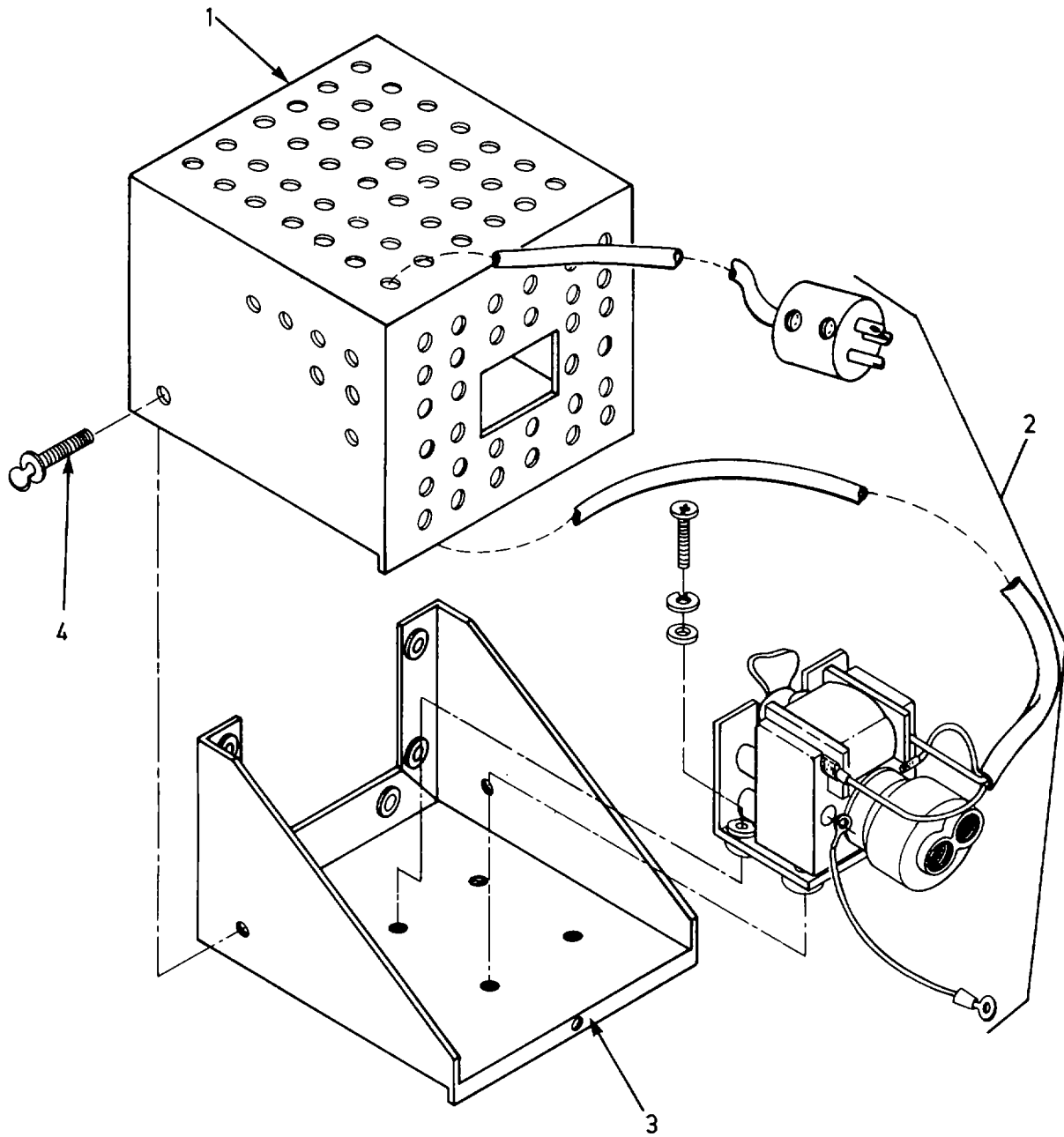


Figure 23. Water pump and mounting bracket.

(1) ITEM NO.	(2) SMR CODE	(3) CAGEC	(4) PART NO.	(5) DESCRIPTION AND USABLE ON CODES (UOC)	(6) QTY
				GROUP 16 WATER TANK SYSTEM	
				FIG. 23 WATER PUMP AND MOUNTING BRACKET	
1	XDFZZ	81337	6-1-7506-2	..COVER, PUMP	1
2	PBFZZ	81337	121-003	.PUMP, CENTRIFUGAL	1
3	XDFZZ	81337	6-1-7506-1	..BRACKET, PUMP	1
4	XDFZZ	96906	MS21316-13	..THUMBSCREW, SHOULDERED	3
				END OF FIGURE	

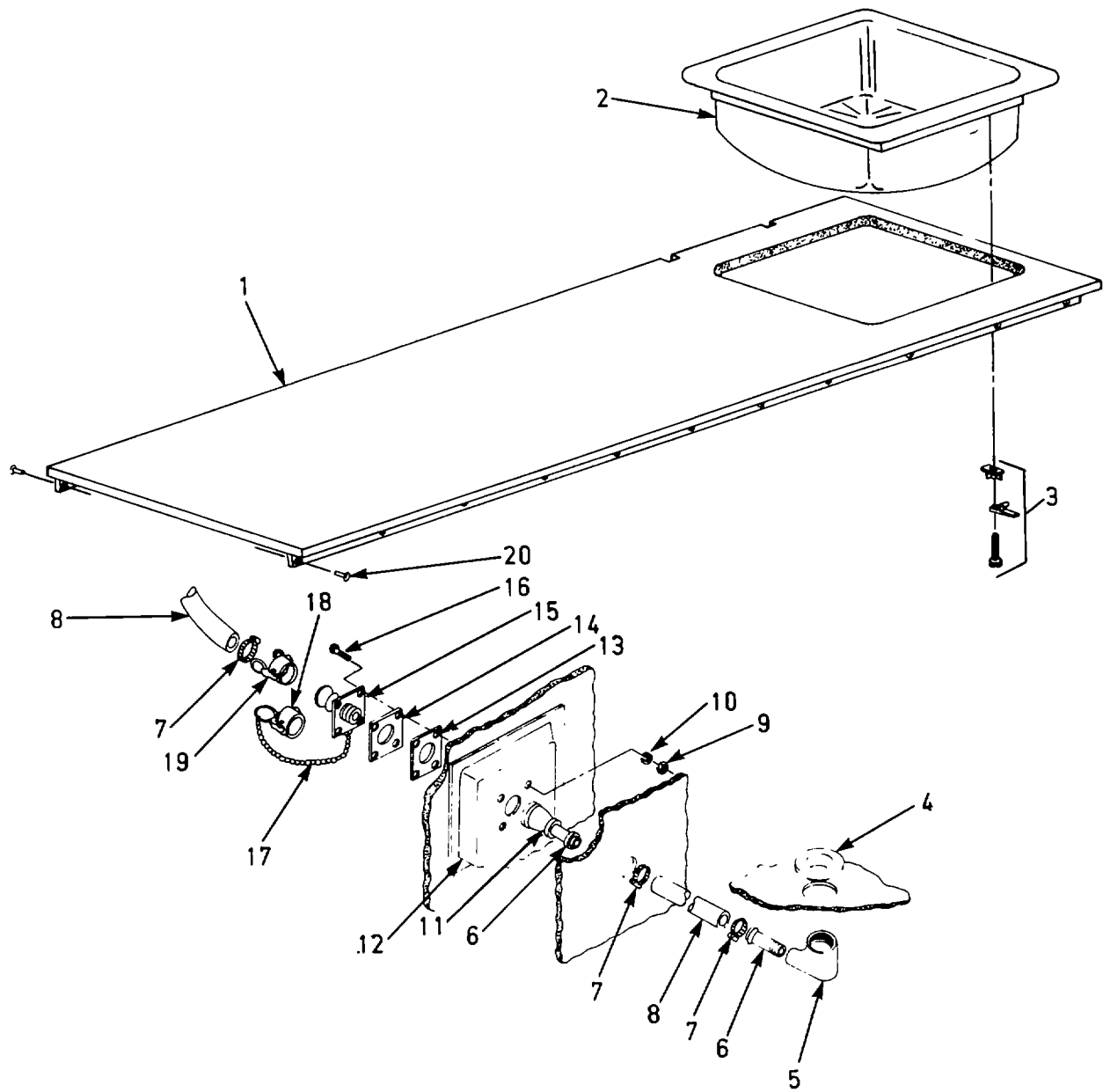


Figure 24. Countertop, sink and drain fixtures.

SECTION II

TM 5-3610-254-24P

(1) ITEM NO.	(2) SMR CODE	(3) CAGEC	(4) PART NO.	(5) DESCRIPTION AND USABLE ON CODES (UOC)	(6) QTY
				GROUP 17 COUNTERTOP WITH SINK AND SHIELD	
				FIG. 24 COUNTERTOP, SINK AND DRAIN FIXTURES	
1	XDFZZ	81337	6-1-7505-1	TOP, 0.0781 14GA	1
2	XDFZZ	35550	S135N61/2	SINK 14 X 16 X 7 DEEP WITH MOUNTING FRAME	1
3	XDFZZ	35550	HF18S	FASTENER, SINK MNT	12
4	XDFZZ	81337	6-1-5856-7	DRAIN, 1-1/2 IN NPT BRASS	1
5	XDFZZ	81337	6-1-5856-1	ELBOW, DRAIN 90 DEG REDUCING, 1-1/2x3/4 NPT BRASS	1
6	XDFZZ	81337	6-1-5856-2	NIPPLE, 3/4 NPT	2
7	XDFZZ	66295	C16P	CLAMP, HOSE, CRES 1 IN	3
8	XDFZZ	79470	H39	HOSE, 48 IN LG, EXTERNAL DRAIN	4
9	XDFZZ	96906	MS35649-202	NUT, PLAIN, HEXAGON	4
10	XDFZZ	96906	MS35338-43	WASHER, LOCK	4
11	XDFZZ	81337	6-1-5856-4	REDUCER PIPE, 1 IN X 3/4 NPT BRASS	1
12	XDFZZ	81337	6-1-5856-5	PLATE, ADAPTER	1
13	XDFZZ	81337	6-1-5856-6	GASKET, PLATE EXT	1
14	XDFZZ	81337	6-1-5856-5	PLATE, ADAPTER	1
15	XDFZZ	96906	MS27022-5	COUPLING HALF, QUICK 1 IN	1
16	XDFZZ	96906	MS35206-263	SCREW, MACHINE	4
17	XDFZZ	06811	SIZE 1/0	CHAIN, SAFETY	1
18	XDFZZ	96906	MS27028-5	CAP, QUICK DISCONNECT	1
19	XDFZZ	96906	MS27025-5	COUPLING HALF, QUICK FEMALE 1 IN	1
20	XDFZZ	96906	MS20600-B6W4	RIVET, BLIND 3/16 DIA	16
				END OF FIGURE	

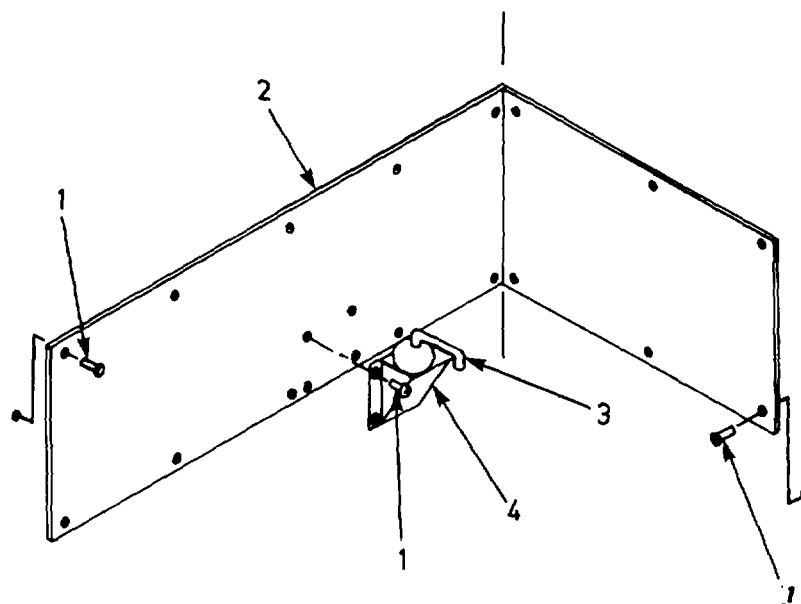


Figure 25. Sink shield and faucet.

SECTION II

TM 5-3610-254-24P

(1) ITEM NO.	(2) SMR CODE	(3) CAGEC	(4) PART NO.	(5) DESCRIPTION AND USABLE ON CODES (UOC)	(6) QTY
				GROUP 17 COUNTERTOP WITH SINK AND SHIELD	
				FIG. 25 SINK SHIELD AND FAUCET	
1	XDFZZ	96906	MS20600-B6W4	RIVET, 3/16 D X 1/4 GRP	18
2	XDFZZ	81337	6-1-7530	SHIELD, SINK	1
3	XDFZZ	51225	150-019	FAUCET ASSY	1
4	XDFZZ	81337	6-1-7526	BRACKET, FAUCET	1
				END OF FIGURE	

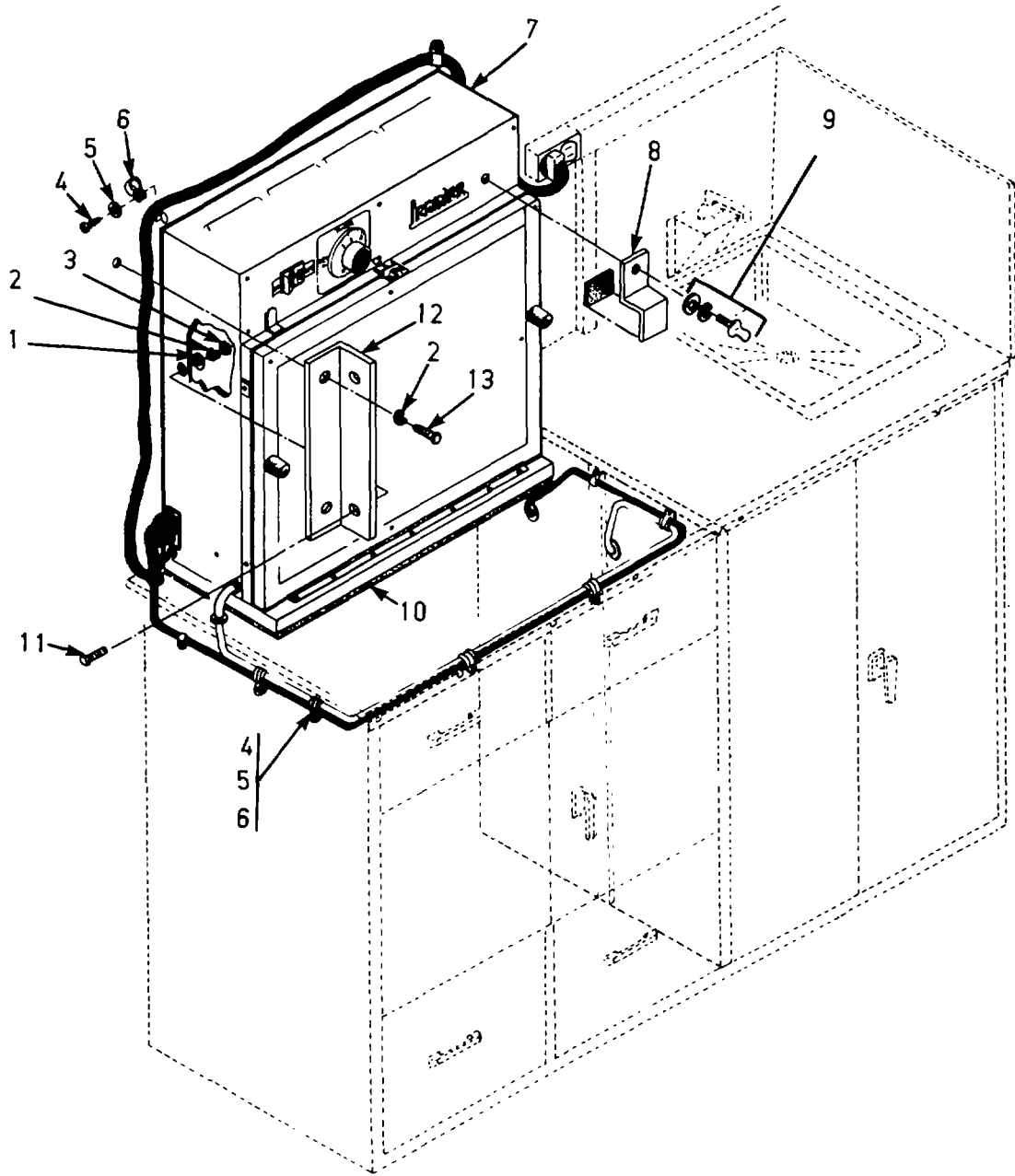


Figure 26. Vacuum frame, vertical.

SECTION II

TM 5-3610-254-24P

(1) ITEM NO.	(2) SMR CODE	(3) CAGEC	(4) PART NO.	(5) DESCRIPTION AND USABLE ON CODES (UOC)	(6) QTY
				GROUP 18 VACUUM FRAME, VERTICAL	
				FIG. 26 VACUUM FRAME, VERTICAL	
1	XDOZZ	96906	MS27183-10	WASHER, FLAT	4
2	XDOZZ	96906	MS35338-44	WASHER, LOCK, 1/4 IN	8
3	XDOZZ	96906	MS35649-2252	NUT, PLAIN, HEXAGON	4
4	XDOZZ	96906	MS51861-45C	SCREW, TAPPING, THREADED	10
5	XDOZZ	96906	MS35338-44	WASHER, LOCK	10
6	XDOZZ	96906	MS21919-5	CLAMP, CABLE 5/16 OD	10
7	PDOOO	24007	BVL-1617	VACUUM FRAME, EXPOSURE, 21 X 16 AREA, 115 V, 60 HZ	1
8	XDOZZ	81337	6-1-7547-1	BRACKET, SHIPPING	1
9	XDOZZ	96906	MS21316-23	THUMBSCREW	1
10	XDOZZ	81337	6-1-7501-103	PAD, RUBBER, 1/4 IN, THK CELLULOSE	V
11	XDOZZ	96906	MS35191-272	SCREW, MACHINE	4
12	XDOZZ	81337	6-1-7547-4	BRACKET, ANGLE MOUNT 2 X 2 X 12 IN ALUM	2
13	XDOZZ	96906	MS90725-8	SCREW, CAP, HEXAGON HD	4
				END OF FIGURE	

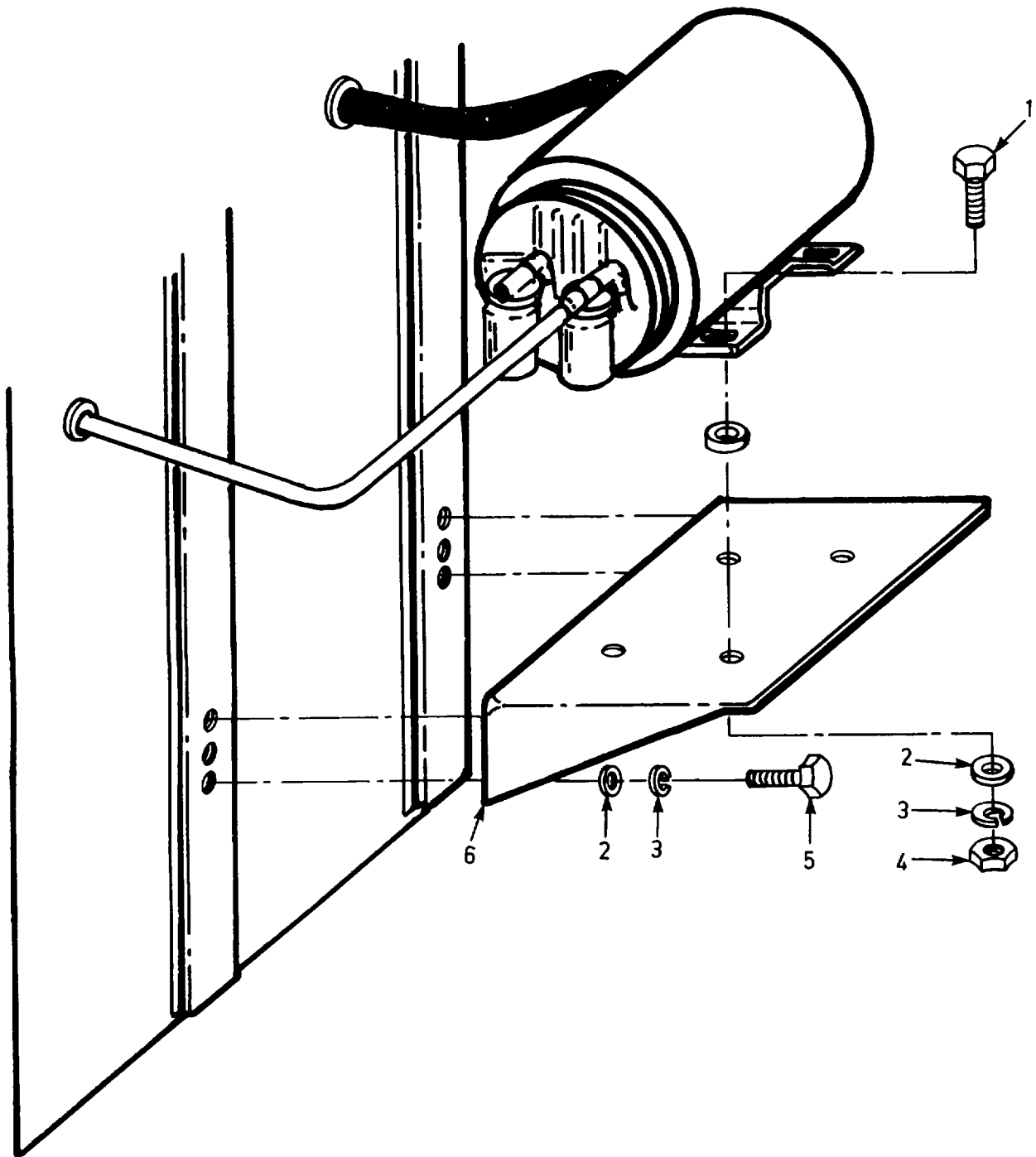


Figure 27. Vacuum frame vacuum pump mounting bracket.

SECTION II

TM 5-3610-254-24P

(1) ITEM NO.	(2) SMR CODE	(3) CAGEC	(4) PART NO.	(5) DESCRIPTION AND USABLE ON CODES (UOC)	(6) QTY
				GROUP 18 VACUUM FRAME, VERTICAL	
				FIG. 27 VACUUM FRAME VACUUM PUMP MOUNTING BRACKET	
1	XDOZZ	96906	MS90725-6	SCREW, CAP, HEX HD	4
2	XDOZZ	96906	MS27183-10	WASHER, FLAT	10
3	XDOZZ	96906	MS35338-44	WASHER, LOCK	10
4	XDOZZ	96906	MS35649-2252	NUT, PLAIN, HEXAGON	4
5	XDOZZ	96906	MS90726-6	SCREW, CAP, HEX HD	6
6	XDOZZ	81337	6-1-7524-1	BRACKET, VACUUM PUMP	1
END OF FIGURE					

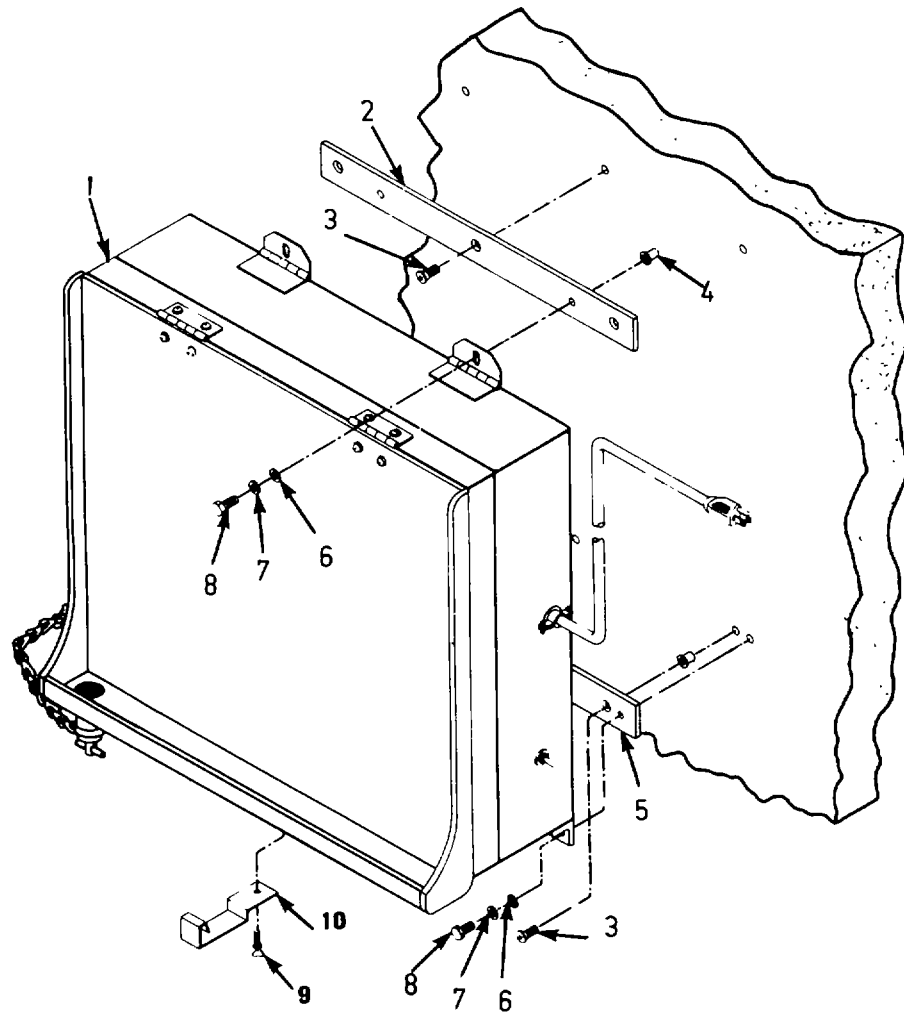


Figure 28. Viewing light.

(1) ITEM NO.	(2) SMR CODE	(3) CAGEC	(4) PART NO.	(5) DESCRIPTION AND USABLE ON CODES (UOC)	(6) QTY
				GROUP 19 VIEWING LIGHT, WALL MOUNTED	
				FIG. 28 VIEWING LIGHT	
1	PAOZZ	93791	DLV20	LIGHT, VIEWING	1
2	XDOZZ	81337	6-1-7523-2	BRACKET, UPPER	1
3	XDOZZ	96906	MS35198-73	SCREW, MACHINE, CSK, 1/4-20 X 1	6
4	XDOZZ	03481	A25-80	RIVNUT, 1/4-20	6
5	XDOZZ	81337	6-1-7523-3	BRACKET, LOWER	1
6	XDOZZ	96906	MS15795-809	WASHER, FLAT	6
7	XDOZZ	96906	MS35338-44	WASHER, LOCK, 11/4 IN	6
8	XDOZZ	96906	MS35309-7	BOLT, HEX HD, 1/4- 20 X 1	4
9	XDOZZ	96906	MS21316-15	THUMBSCREW, 10-32 X 1 IN L	1
10	XDOZZ	81337	6-1-7523-9	BRACKET, HOLDDOWN	1
				END OF FIGURE	

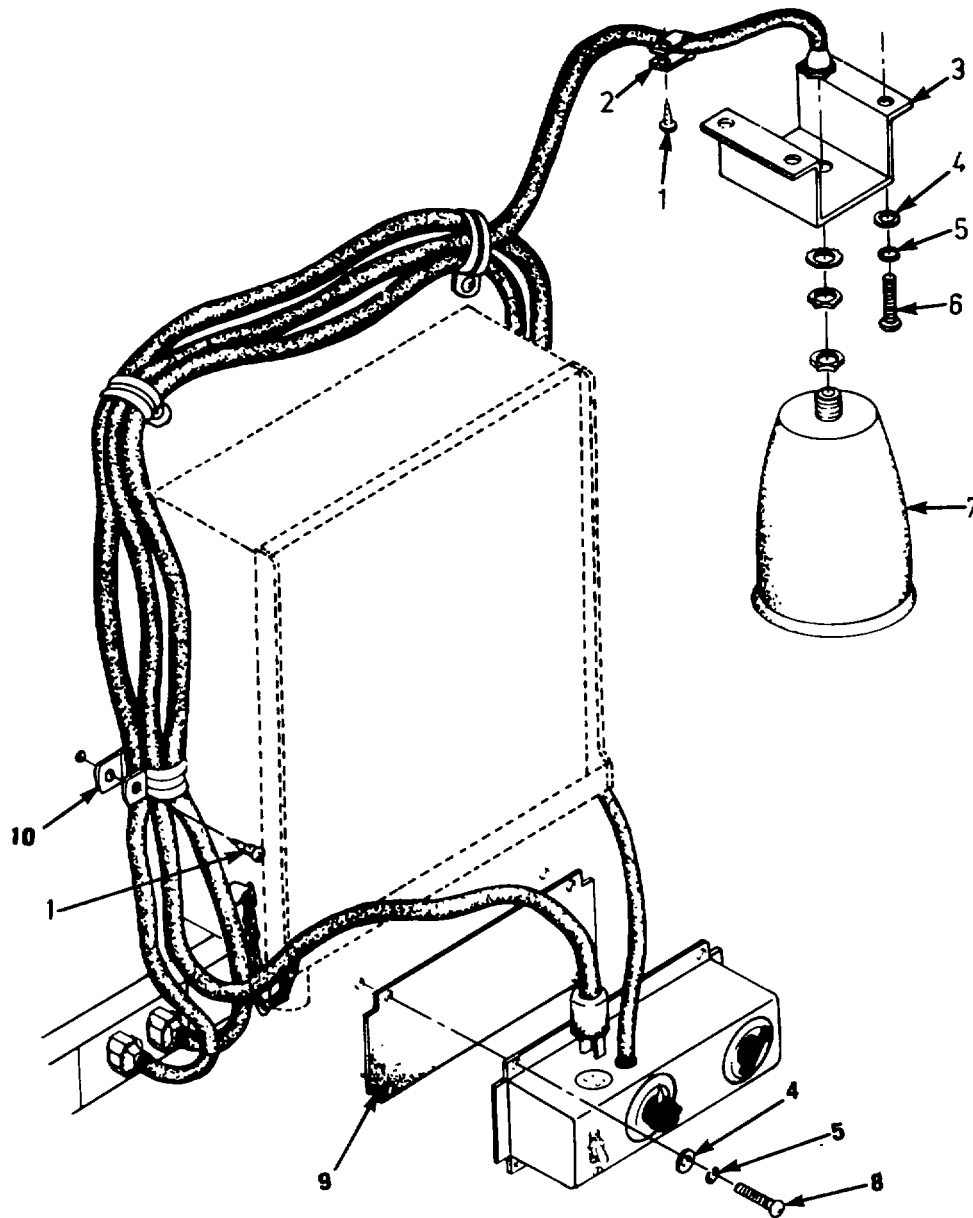


Figure 29. Pin-point light source assembly.

SECTION II

TM 5-3610-254-24P

(1) ITEM NO.	(2) SMR CODE	(3) CAGEC	(4) PART NO.	(5) DESCRIPTION AND USABLE ON CODES (UOC)	(6) QTY
				GROUP 20 PIN-POINT LIGHT SOURCE ASSEMBLY	
				FIG. 29 PIN-POINT LIGHT SOURCE ASSEMBLY	
1	XDOZZ	96906	MS51861-45C	SCREW, TAPPING, THREADED	4
2	XDOZZ	96906	MS21919-6	CLAMP, CABLE, 3/8 OD	2
3	XDOZZ	81337	6-1-7525-1	BRACKET, SAFELIGHT	1
4	XDOZZ	96906	MS27183-10	WASHER, FLAT	8
5	XDOZZ	96906	MS35338-44	WASHER, LOCK	8
6	XDOZZ	96906	MS90725-6	SCREW, CAP, HEX HD	4
7	PBOZZ	03699	100W, 1A	LAMP, CONTACT PRINTING WITH TIMER	V
8	XDOZZ	96906	MS35219-71	SCREW, MACH, PNH	4
9	XDOZZ	81337	6-1-7501-106	PAD, RUBBER, 1/4 IN	1
10	XDOZZ	96906	MS21919-14	CLAMP, CABLE, 7/8 OD	3
END OF FIGURE					

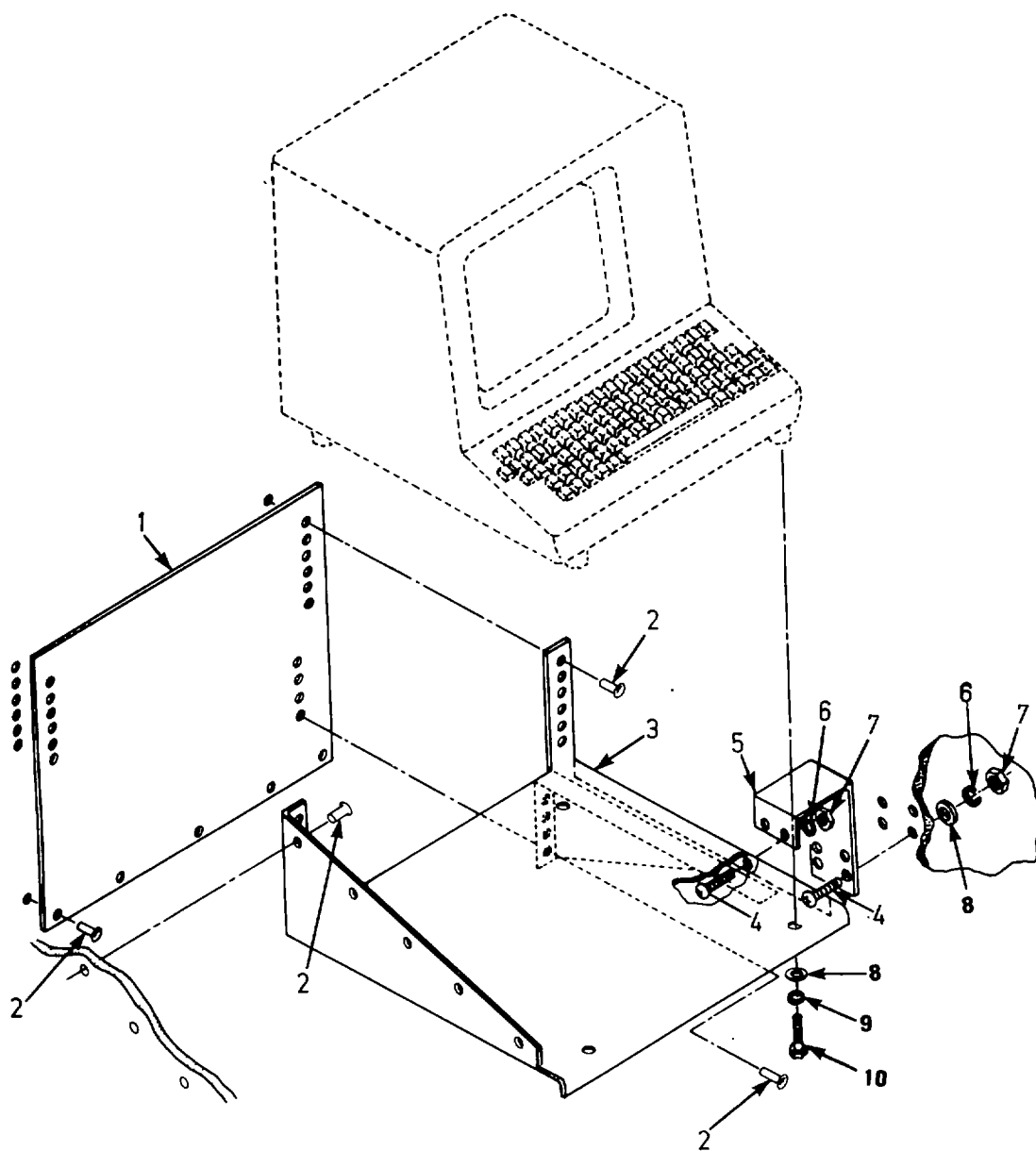


Figure 30. Phototypesetter console shelf.

SECTION II

TM 5-3610-254-24P

(1) ITEM NO.	(2) SMR CODE	(3) CAGEC	(4) PART NO.	(5) DESCRIPTION AND USABLE ON CODES (UOC)	(6) QTY
				GROUP 21 CONSOLE DESK, PHOTOTYPESETTER	
				FIG. 30 PHOTOTYPESETTER CONSOLE SHELF	
1	XDOZZ	81337	6-1-7511-2	.PLATE, BACKING	1
2	XDOZZ	96906	MS20600-B4W4	.RIVET, BLIND	39
3	XDOOO	81337	6-1-7511-1	SHELF, CONSOLE, PHOTOTYPESETTER	1
4	XDOZZ	88044	AN520-10R36	.SCREW, MACHINE	6
5	XDOZZ	81337	6-1-7511-4	.BRACKET, SUPPORT	1
6	XDOZZ	96906	MS35338-43	.WASHER, LOCK	6
7	XDOZZ	96906	MS35650-302	.NUT, PLAIN, HEXAGON	6
8	XDOZZ	96906	MS27183-10	WASHER, FLAT	4
9	XDOZZ	21009	MS35338-44	WASHER, LOCK	4
10	XDOZZ	96906	MS90725-11	SCREW, CAP, HEX HD	4
				END OF FIGURE	

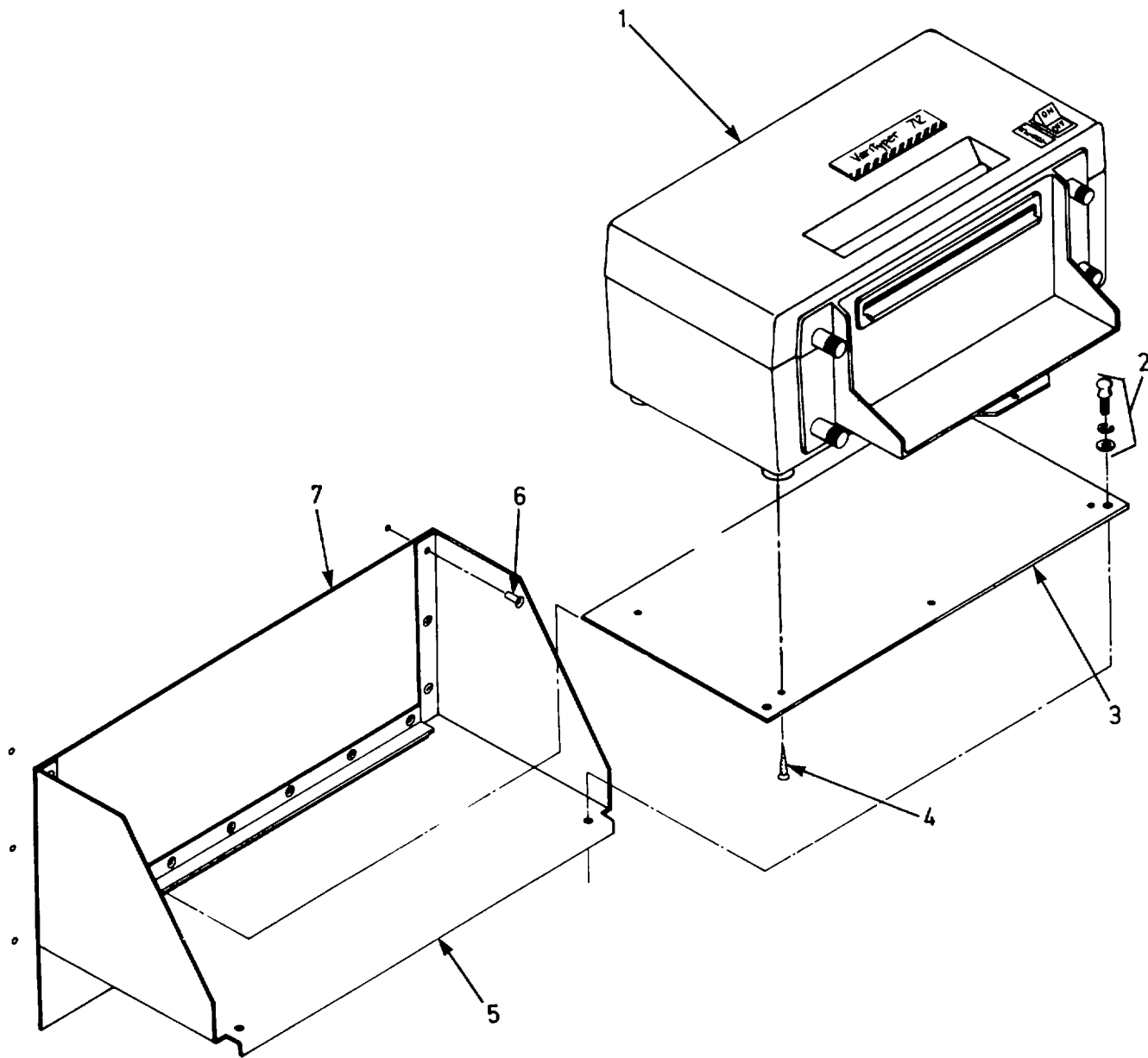


Figure 31. Phototypesetter.

SECTION II

TM 5-3610-254-24P C01

(1) ITEM NO.	(2) SMR CODE	(3) CAGEC	(4) PART NO.	(5) DESCRIPTION AND USABLE ON CODES (UOC)	(6) QTY
				GROUP 22 PROCESSOR, PHOTOTYPESETTER ASSEMBLY	
				FIG. 31 PHOTOTYPESETTER	
1	PFOFF	62812	AM712	MACHINE, PROCESSING, SILVER	1
2	XDOZZ	96906	MS21316-13	THUMBSCREW, SHOULDERED	2
3	XDOZZ	81337	6-1-7513-3	.PLATE, MOUNTING, PROCESSOR	1
4	XDOZZ	96906	MS51862-28C	SCREW, TAPPING, THREAD FORMING	5
5	XDOZZ	81337	6-1-7513	SHELF, PROCESSOR, PHOTOTYPESETTER	1
6	XDOZZ	96906	MS20600-B6W5	RIVET, BLIND, PULL	13
7	XDOZZ	81337	6-1-7513-2	PLATE, WALL MOUNT	1
				END OF FIGURE	

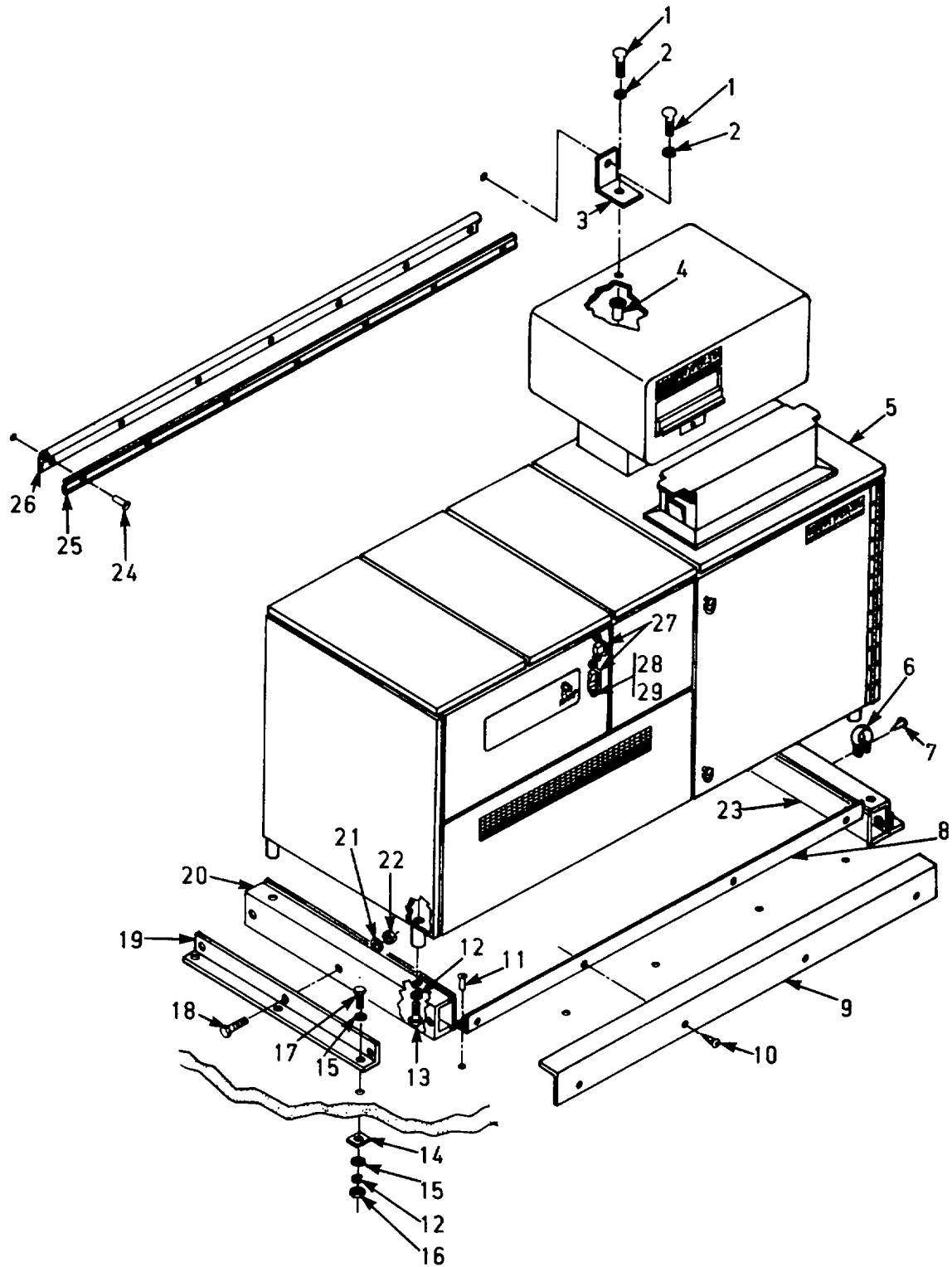


Figure 32. Phototypesetter processor and mounting brackets.

SECTION II

TM 5-3610-254-24P

(1) ITEM NO.	(2) SMR CODE	(3) CAGEC	(4) PART NO.	(5) DESCRIPTION AND USABLE ON CODES (UOC)	(6) QTY
				GROUP 23 PHOTOTYPESETTER	
				FIG. 32 PHOTOTYPESETTER PROCESSOR AND MOUNTING BRACKETS	
1	XDOZZ	96906	MS21316-33	THUMBSCREW	2
2	XDOZZ	96906	MS35338-44	WASHER, LOCK	2
3	XDOZZ	81337	6-1-7512-1	CLIP, SHIPPING, PHOTOTYPESETTER	1
4	XDOZZ	03481	A25K140	RIVNUT	2
5	PDOHH	62812	3560W	PHOTOTYPESETTER MULTILANGUAGE, MODEL	
				3560 WITH 504 H AND DRY PROCESS OPTIONS	1
6	XDOZZ	96906	MS21919-6	CLAMP, CABLE, 3/8 OD	1
7	XDOZZ	96906	MS5180-64	SCREW, TAPPING THREADED	1
8	XDOZZ	81337	6-1-7510-1	BRACKET, HOLD DOWN	1
9	XDOZZ	81337	6-1-7510-2	COVER PLATE, KICK	1
10	XDOZZ	96906	MS51850-64	SCREW, TAPPING, THREAD FORMING NO. 10 X 1/2	
				PAN HD CROSS TIP	5
11	XDOZZ	96906	MS20600-B6W5	RIVET, BLIND	5
12	XDOZZ	96906	MS3533846	WASHER, LOCK, 3/8 DIA	10
13	XDOZZ	96906	MS90725-63	SCREW, CAP, HEX HD	4
14	XDOZZ	81337	6-1-7509-4	PLATE, BACKING, EXTERNAL'	6
15	XDOZZ	96906	MS27183-14	WASHER, FLAT	10
16	XDOZZ	96906	MS51967-8	NUT, PLAIN, HEXAGON	6
17	XDOZZ	96906	MS90725-70	SCREW, CAP, HEXAGON HD	6
18	XDOZZ	96906	MS90725-8	SCREW, CAP, HEXAGON HD	6
19	XDOZZ	81337	6-1-7509-2	BRACKET, HOLD DOWN	2
20	XDOZZ	81337	6-1-7509-1	SKID	2
21	XDOZZ	96906	MS35338-46	WASHER, LOCK, 3/8 DIA	10
22	XDOZZ	96906	MS51967-2	NUT, PLAIN, HEXAGON	6
23	XDOZZ	81337	6-1-7509-3	BRACE	4
24	XDOZZ	96906	MS20600-B6W4	RIVET, 3/16 D X 1/4 GRP	7
25	XDOZZ	81337	6-1-7501-111	STRIP, ALUM.3/4 IN	1
26	XDOZZ	39428	1117A19	WEATHERSTRIP, RUBBER	6
27	XDOZZ	76866	662R1	LOOP, FOOTMAN 1 IN	2
28	XDFZZ	96906	MS35191-272	SCREW, MACHINE	4
29	XDOZZ	03481	S10B80	NUT, PLAIN, BLIND RIV, FLATHEAD	4
				END OF FIGURE	

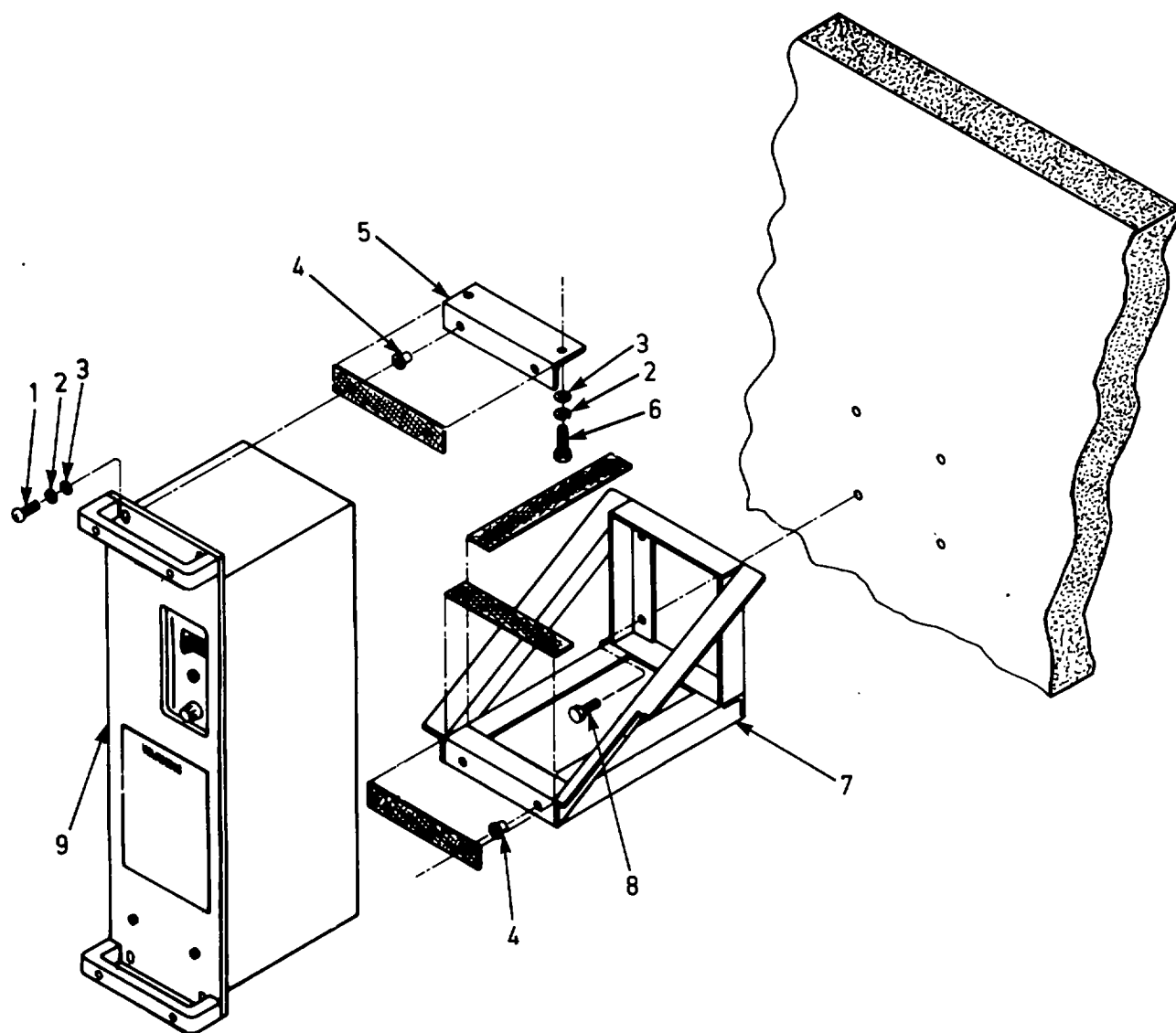


Figure 33. Voltage regulator and mounting brackets.

SECTION II

TM 5-3610-254-24P

(1) ITEM NO.	(2) SMR CODE	(3) CAGEC	(4) PART NO.	(5) DESCRIPTION AND USABLE ON CODES (UOC)	(6) QTY
				GROUP 24 VOLTAGE REGULATOR	
				FIG. 33 VOLTAGE REGULATOR AND MOUNTING BRACKETS	
* 1	XDOZZ	96906	MS35206-283	SCREW, MACHINE	2
* 2	XDOZZ	96906	MS35338-45	WASHER, LOCK	10
* 3	XDOZZ	96906	MS27183-11	WASHER, FLAT	10
* 4	XDOZZ	96906	MS27130-27	RIVNUT	10
* 5	XDFZZ	81337	6-1-7528-2	ANGLE, UPPER BRACKET, VOLT. REG	1
* 6	XDOZZ	96906	MS90725-8	SCREW, CAP, HEX HD	2
* 7	XDOZZ	81337	6-1-7528-1	ANGLE, LOWER BRACKET, VOLT. REG	1
* 8	XDOZZ	96906	MS35190-289	SCREW, MACHINE	4
9	PBFZZ	24655	1591-9712	REGULATOR, VOLTAGE	1
				END OF FIGURE	

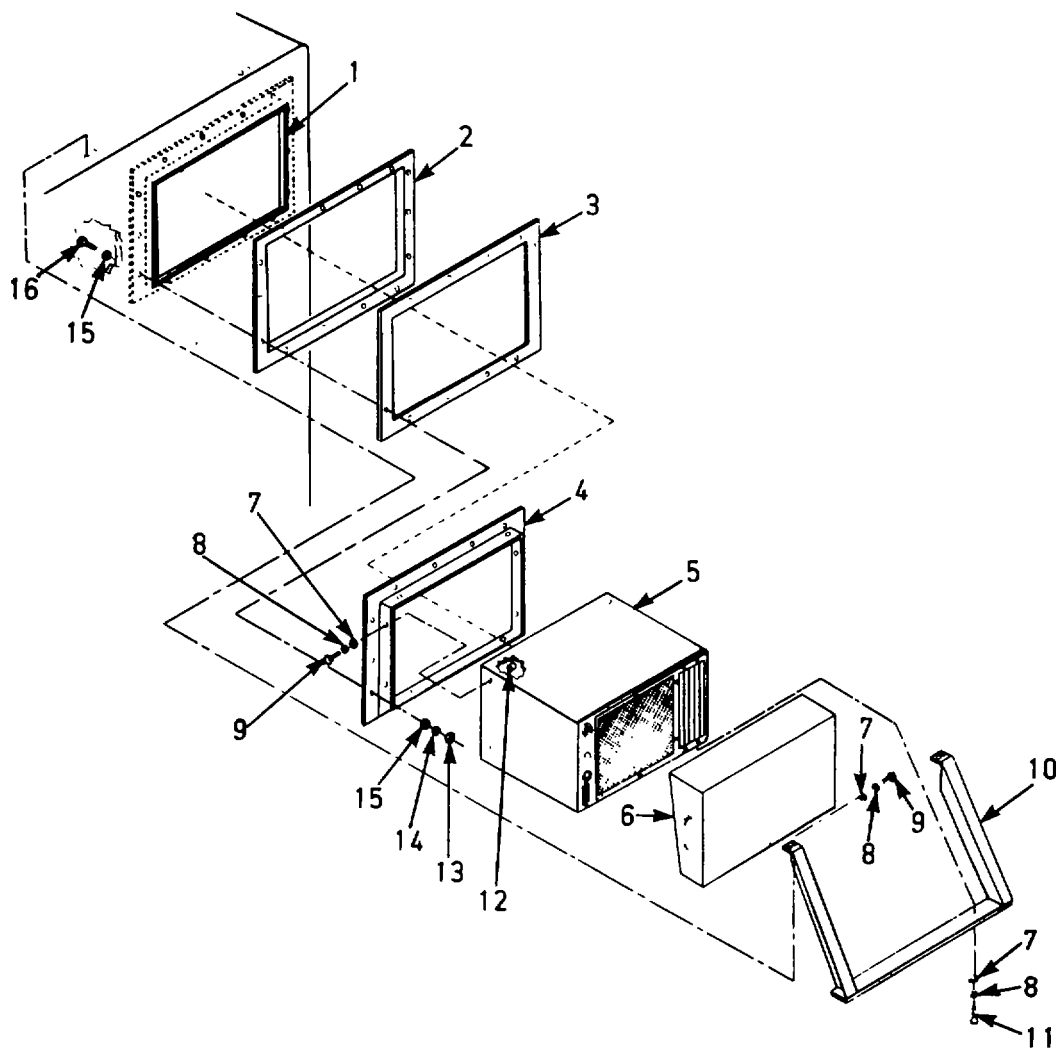


Figure 34. Air conditioner and mounting brackets.

SECTION II

TM 5-3610-254-24P C01

(1) ITEM NO.	(2) SMR CODE	(3) CAGEC	(4) PART NO.	(5) DESCRIPTION AND USABLE ON CODES (UOC)	(6) QTY
				GROUP 25 AIR CONDITIONER	
				FIG. 34 AIR CONDITIONER AND MOUNTING BRACKETS	
1	XDFZZ	81337	6-1-7540-2	FRAME ASSY, INNER	2
2	XDOZZ	81337	6-1-7540-4	FRAME ASSY, OUTER	2
3	XDOZZ	81337	6-1-7540-3	GASKET	2
4	XDFZZ	81337	6-1-7540-1	COLLAR	2
5	PDFFD	97450	CH20-6-08	AIR CONDITIONER	2
6	XDOZZ	81337	6-1-7501-65	COVER, CONDENSER AC	1
7	XDFZZ	96906	MS27183-11	WASHER, FLAT	16
8	XDFZZ	96906	MS35338-45	WASHER, LOCK	16
9	XDOZZ	96906	MS90725-37	SCREW, CAP, HEX HD	4
10	XDFZZ	81337	6-1-7540-5	FRAME, SUPPORT	2
11	XDFZZ	96906	MS90725-34	BOLT, MACHINE	16
12	XDFZZ	96906	MS27130-50	NUT, BLIND, RIVET, 5/16-24	16
13	XDFZZ	96906	MS35649-2255	NUT, PLAIN, HEX	28
14	XDFZZ	96906	MS35338-44	WASHER, LOCK	28
15	XDFZZ	96906	MS15795-809	WASHER, FLAT	56
16	XDFZZ	96906	MS90725-19	SCREW, CAP, HEX HD	28
				END OF FIGURE	

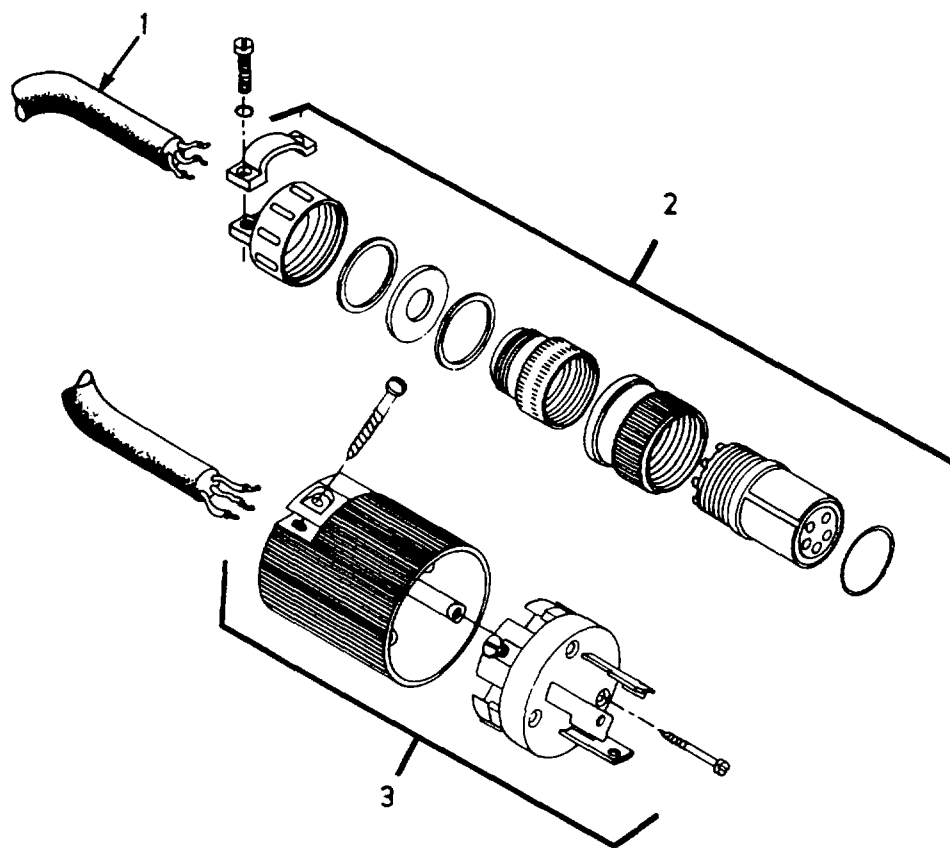


Figure 35. Air conditioner power cable assembly.

SECTION II

TM 5-3610-254-24P

(1) ITEM NO.	(2) SMR CODE	(3) CAGEC	(4) PART NO.	(5) DESCRIPTION AND USABLE ON CODES (UOC)	(6) QTY
				GROUP 25 AIR CONDITIONER	
				FIG. 35 AIR CONDITIONER POWER CABLE ASSEMBLY	
1	PAOZZ	81337	6-1-7544-2	.CABLE, POWER, TYPE 50, 3 CONDUCTOR, NO. 12	V
2	XDFZZ	96906	MS3106R18-11S	.CONNECTOR, PLUG, ELEC	2
3	XDFZZ	74545	3331C	.PLUG, REGULAR, INSUL GRIP, NYLON	2
				END OF FIGURE	

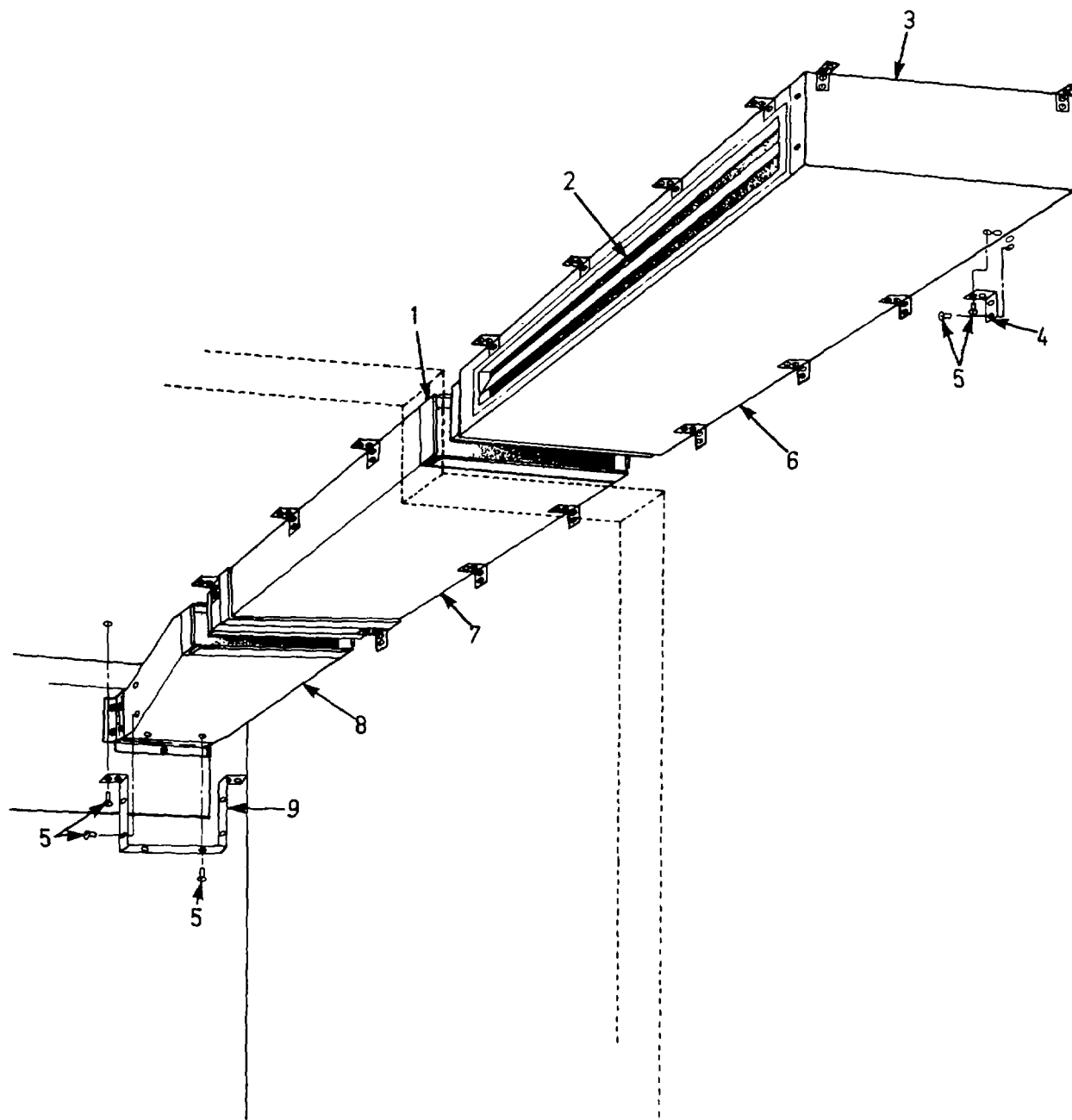


Figure 36. Air conditioner ductwork.

SECTION II

TM 5-3610-254-24P

(1) ITEM NO.	(2) SMR CODE	(3) CAGEC	(4) PART NO.	(5) DESCRIPTION AND USABLE ON CODES (UOC)	(6) QTY
				GROUP 25 AIR CONDITIONER	
				FIG. 36 AIR CONDITIONER DUCT WORK	
1	XDFZZ	81337	6-1-7507-18	DUCT JOINT, S TYPE	1
2	XDFZZ	81337	6-1-7507-14	DIFFUSER, AIR SUPPLY	1
3	XDFZZ	81337	6-1-7507-19	DUCT END PANEL	1
4	XDFZZ	81337	6-1-7507-15	CLIP, MOUNTING	20
5	XDFZZ	96906	MS20600- AD4W1	RIVET, BLIND, 1/8D	80
6	XDFZZ	81337	6-1-7507-12	DUCT, AIR, EDITORIAL	1
7	XDFZZ	81337	6-1-7507-13	DUCT, AIR, DARKROOM	1
8	XDFZZ	81337	6-1-7507-1	DUCT, AIR, TRANSITION, TOP	1
9	XDFZZ	81337	6-1-7507-17	STRAP, SUPPORT	1
				END OF FIGURE	

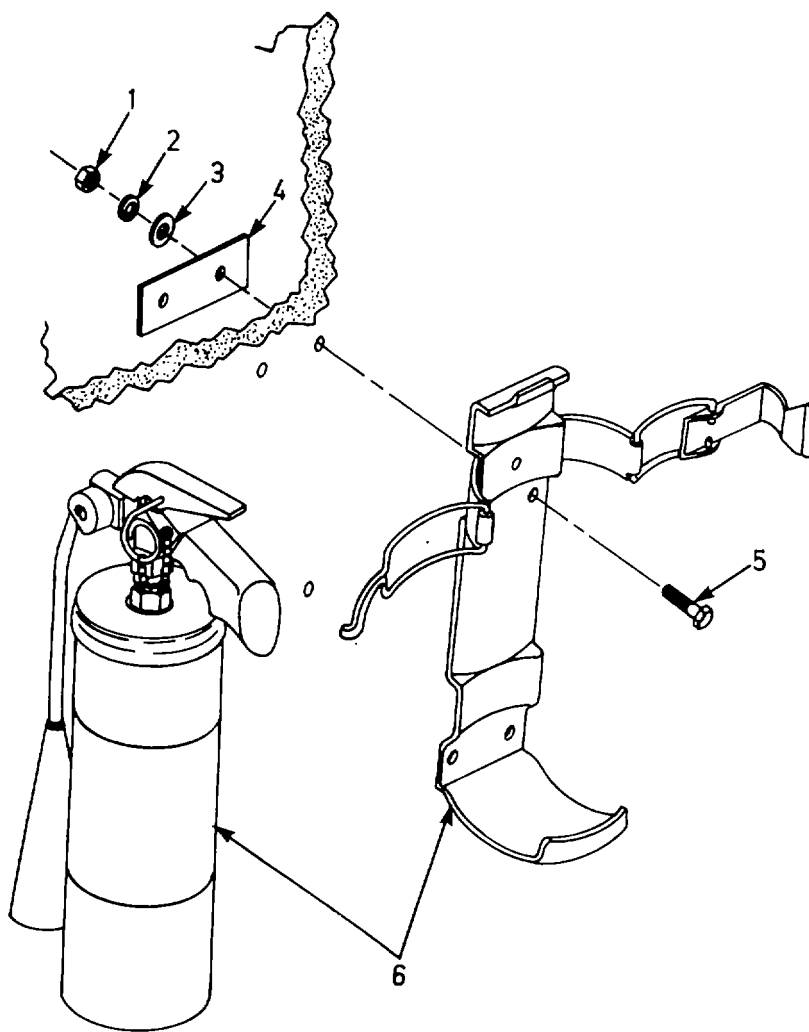


Figure 37. Fire extinguisher.

SECTION II

TM 5-3610-254-24P

(1) ITEM NO.	(2) SMR CODE	(3) CAGEC	(4) PART NO.	(5) DESCRIPTION AND USABLE ON CODES (UOC)	(6) QTY
				GROUP 26 FIRE EXTINGUISHER	
				FIG. 37 FIRE EXTINGUISHER	
1	XDOZZ	96906	MS35649-2252	NUT, PLAIN, HEXAGON	4
2	XDOZZ	96906	MS35338-44	WASHER, LOCK	4
3	XDOZZ	96906	MS27183-10	WASHER, FLAT	4
4	XDOZZ	81337	6-1-7547	PLATE, BACKING, FIRE EXTINGUISHER	2
5	XDOZZ	96906	MS90725-17	SCREW, CAP, HEX HD	4
6	PAOZZ	19207	10916537	EXTINGUISHER, FIRE, WITH MOUNTING BRACKET	1
END OF FIGURE					

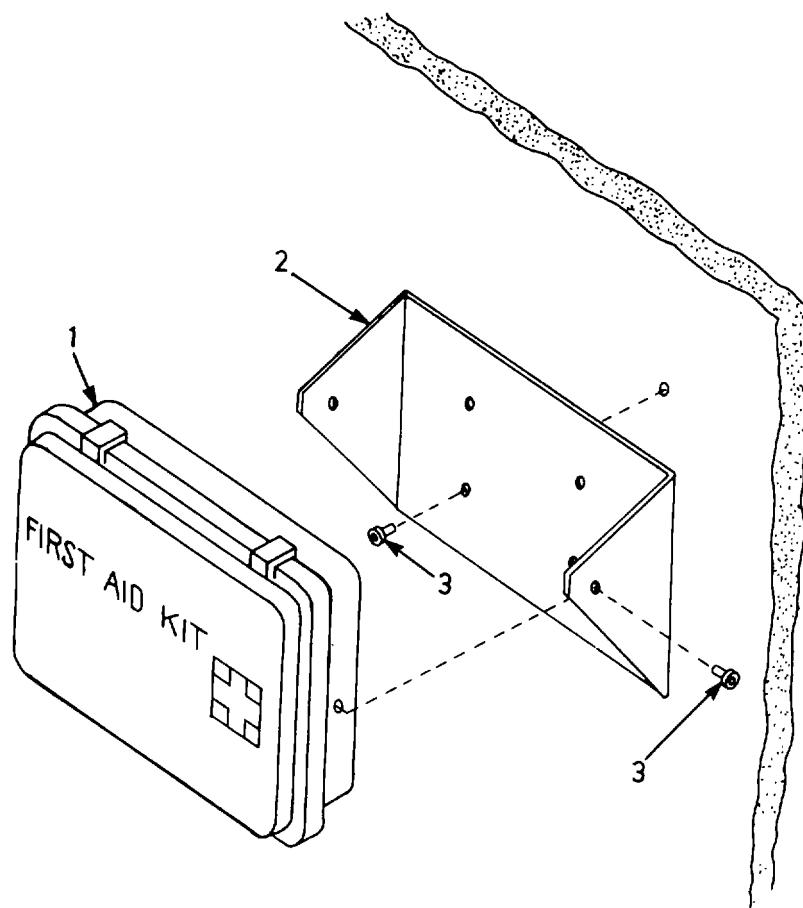


Figure 38. First aid kit.

(1) ITEM NO.	(2) SMR CODE	(3) CAGEC	(4) PART NO.	(5) DESCRIPTION AND USABLE ON CODES (UOC)	(6) QTY
1 2 3	PAOZZ XDOZZ XDOZZ	19207 81337 96906	11677011 6-1-7546-1 MS20600-B6W3	GROUP 27 FIRST AID KIT FIG. 38 FIRST AID KIT KIT, FIRST AID BRACKET, MOUNTING, FIRST AID KIT RIVET, BLIND, PULL STEM END OF FIGURE	1 1 6

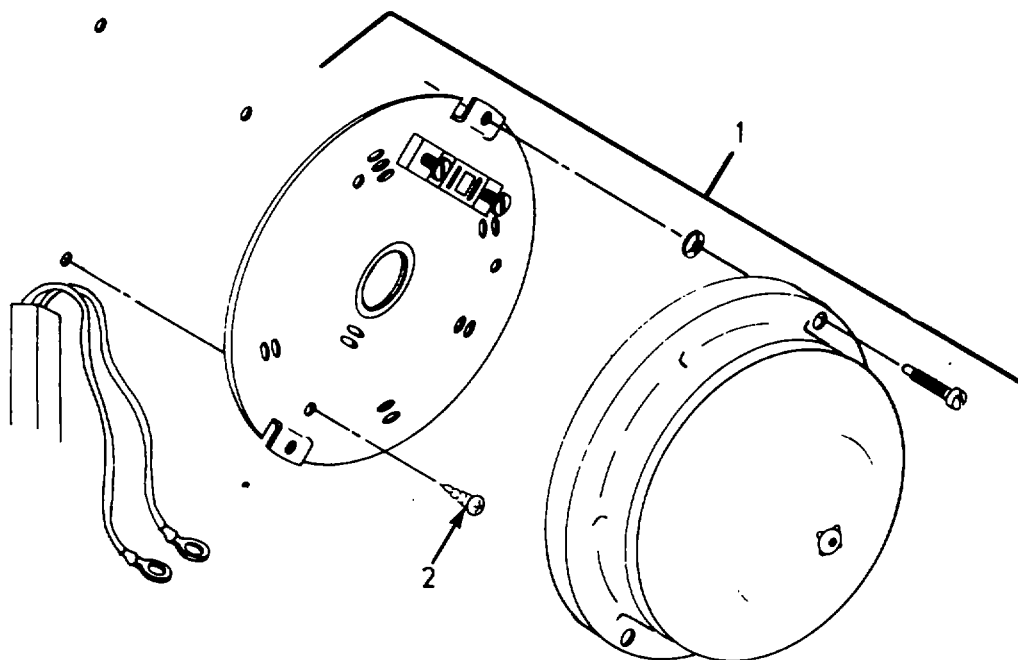


Figure 39. Blackout warning buzzer.

SECTION II

TM 5-3610-254-24P

(1) ITEM NO.	(2) SMR CODE	(3) CAGEC	(4) PART NO.	(5) DESCRIPTION AND USABLE ON CODES (UOC)	(6) QTY
1	XDFZZ	19557	340A	GROUP 28 BLACKOUT WARNING SYSTEM	
2	XDFZZ	96906	MS24629-50	FIG. 39 BLACKOUT WARNING BUZZER BUZZER 120V, 60HZ SCREW, TAPPING, THREAD CUTTING	1 2
END OF FIGURE					

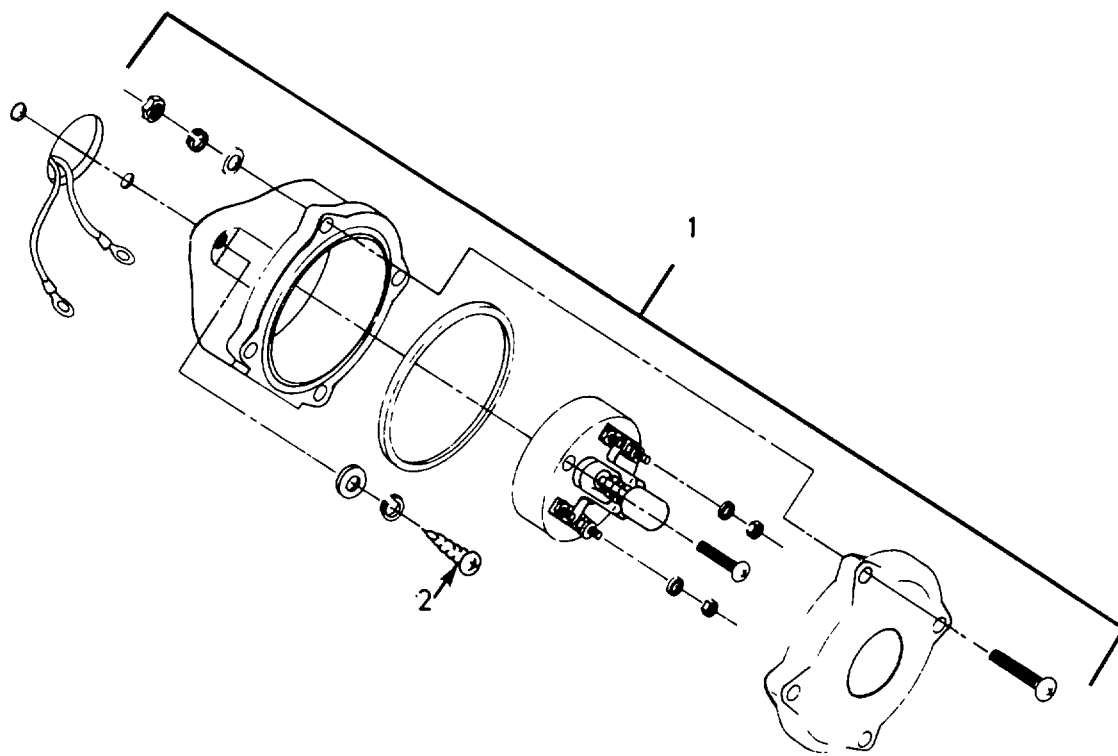


Figure 40. Blackout warning push button switch.

SECTION II

TM 5-3610-254-24P

(1) ITEM NO.	(2) SMR CODE	(3) FSCM	(4) PART NUMBER	(5) DESCRIPTION AND USABLE ON CODES (UOC)	(6) QTY
1 2	PAFZZ XDOZZ	19557 96906	1785 MS51861-65	GROUP 28 BLACKOUT WARNING SYSTEM FIG. 40 BLACKOUT WARNING PUSH BUTTON SWITCH SWITCH,PUSH WEATHER PROOF,MOD.. SCREW,THREAD FORMING END OF FIGURE	1 2

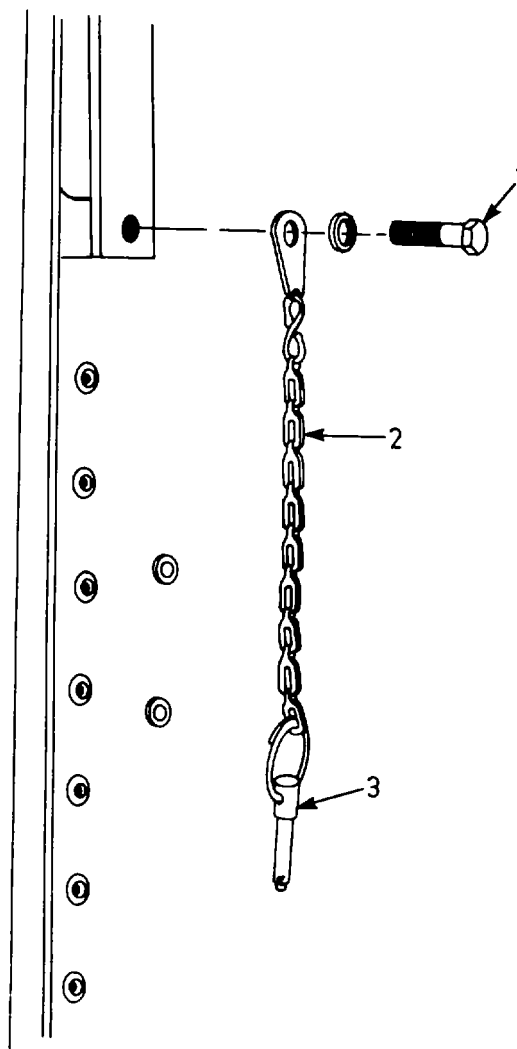


Figure 41. Blackout door lockpin.

SECTION II

TM 5-3610-254-24P

(1) ITEM NO.	(2) SMR CODE	(3) FSCM	(4) PART NUMBER	(5) DESCRIPTION AND USABLE ON CODES (UOC)	(6) QTY
				GROUP 29 BLACKOUT LOCKPIN ASSEMBLY, DOOR	
				FIG. 41 BLACKOUT DOOR LOCKPIN	
1	XDFZZ	96906	MS51861-24C	SCREW,TAPPING NO.6 X 3/8 IN L	1
2	XDFZZ	01976	1/0	CHAIN,SASH 1 FT L	1
3	XDFZZ	16258	SLXR06	PIN,QUICK RELEASE	1
				END OF FIGURE	

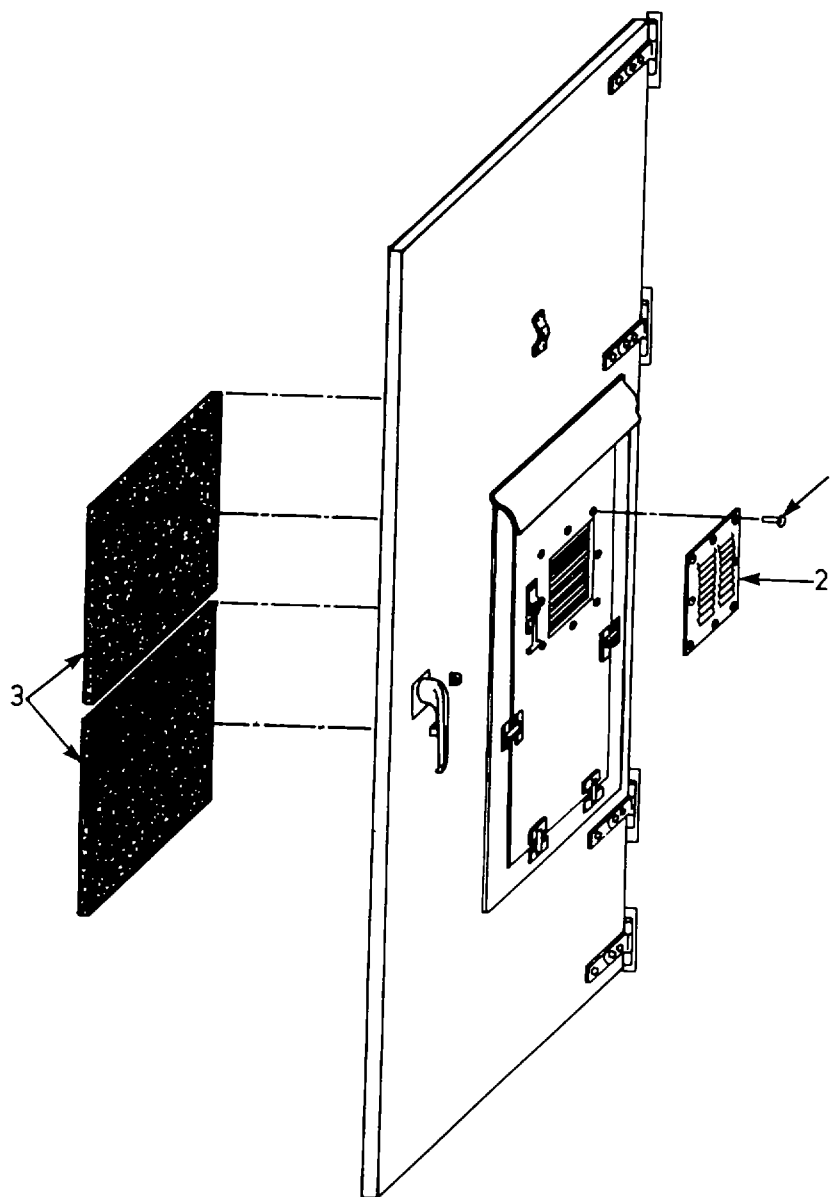


Figure 42. Fresh air filter, door.

SECTION II

TM 5-3610-254-24P

(1) ITEM NO.	(2) SMR CODE	(3) FSCM	(4) PART NUMBER	(5) DESCRIPTION AND USABLE ON CODES (UOC)	(6) QTY
				GROUP 30 FRESH AIR FILTER, DOOR FIG. 42 DOOR FRESH AIR FILTER	
1	XDFZZ	94222	38-104-03-13	RIVET,DRIVE,1/8 IN	8
2	XDFZZ	81337	6-1-5885	LOUVER,DOOR	1
3	XDOZZ	80063	SM-C-450466	FILTER,AIR,DOOR	1
				END OF FIGURE	

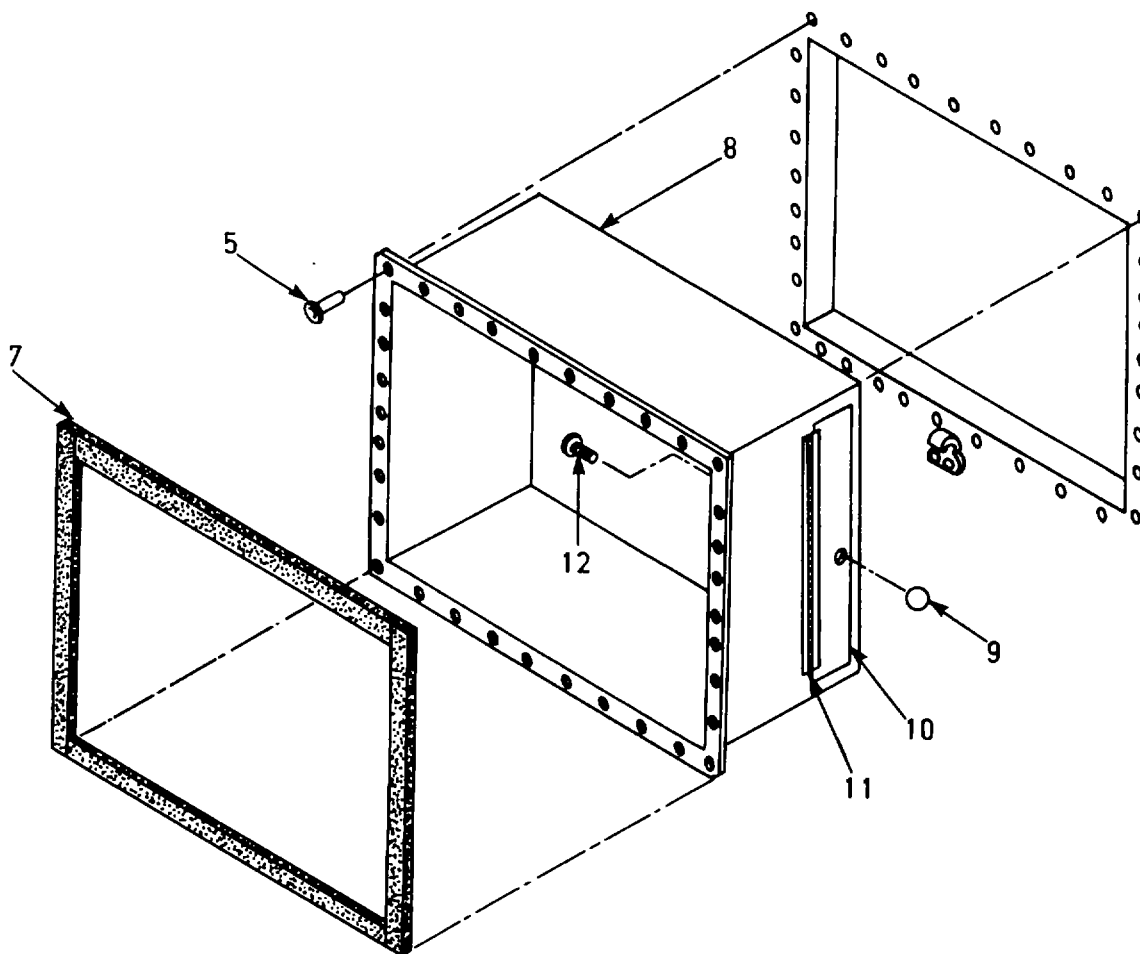


Figure 43. Drop-off box assembly. (sheet 2 of 2).

SECTION II

TM 5-3610-254-24P

(1) ITEM NO.	(2) SMR CODE	(3) FSCM	(4) PART NUMBER	(5) DESCRIPTION AND USABLE ON CODES (UOC)	(6) QTY
				GROUP 31 DROP-OFF BOX ASSEMBLY	
				FIG. 43 DROP-OFF BOX ASSEMBLY	
1	XDFZZ	96906	MS20600-B6W7	RIVET,BLIND,PULL STEM	14
2	XDFZZ	96906	MS-35822-12	HINGE,CONTINUOUS MOD	1
3	XDFZZ	81337	6-1-7508-3	SPACER	1
4	XDFZZ	14608	15642S	LATCH,DRAW PULL	1
5	XDFZZ	96906	MS20600-B4W3	RIVET,BLIND	38
6	XDFZZ	81337	6-1-7508-2	DOOR,OUTSIDE	1
7	XDOZZ	81337	6-1-7508-14	PAD	V
8	XDFFF	81337	6-1-7508-1	BOX	1
9	XDFZZ	14608	1570	KNOB,DOOR	1
10	XDFZZ	81337	6-1-7508-5	DOOR,INSIDE	1
11	XDFZZ	03007	1643	HINGE,SPRING RETURN	2
12	XDFZZ	96906	MS35206-247	SCREW,MACHINE	1
				END OF FIGURE	

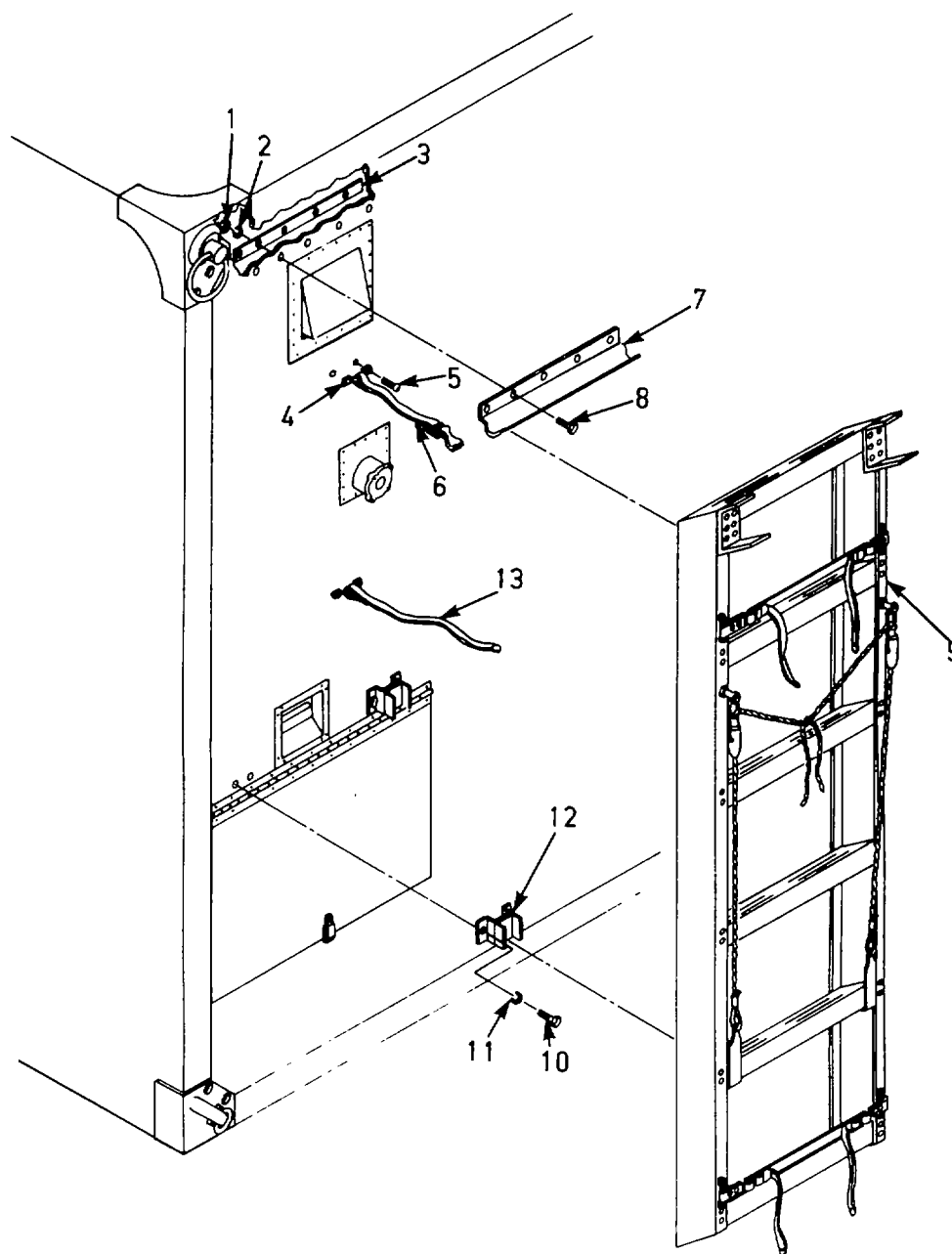


Figure 44. Ladder and mounting bracket assembly.

SECTION II

TM 5-3610-254-24P

(1) ITEM NO.	(2) SMR CODE	(3) FSCM	(4) PART NUMBER	(5) DESCRIPTION AND USABLE ON CODES (UOC)	(6) QTY
				GROUP 32 LADDER ASSEMBLY	
				FIG. 44 LADDER AND MOUNTING BRACKET ASSEMBLY	
1	XDOZZ	96906	MS35649-2252	NUT,PLAIN,HEXAGON	5
2	XDOZZ	96906	MS35338-44	WASHER,LOCK	5
3	XDOZZ	81337	6-1-5878-2	BACKING PLATE	1
4	XDFZZ	76785	662R1	LOOP,FOOTMAN	2
5	XDFZZ	96906	MS35191-272	SCREW,MACHINE	4
6	XDFZZ	81337	6-1-5877-1	CHAPE ASSEMBLY LADDER	1
7	XDOZZ	81337	6-1-5878-1	BRACKET,UPPER LADDER,SUPPORT	1
8	XDOZZ	96906	MS90725-17	SCREW,CAP,HEX HD	5
9	XDOZZ	22585	MX3319G	LADDER ASSY	1
10	XDOZZ	96906	MS90725-11	SCREW,CAP,HEX HD	4
11	XDOZZ	96906	MS35338-44	WASHER,LOCK	4
12	XDOZZ	81337	6-1-5878-3	MOUNTS,LADDER	2
13	XDOZZ	81337	6-1-5877-2	STRAP,ASSY,LADDER	1
				END OF FIGURE	

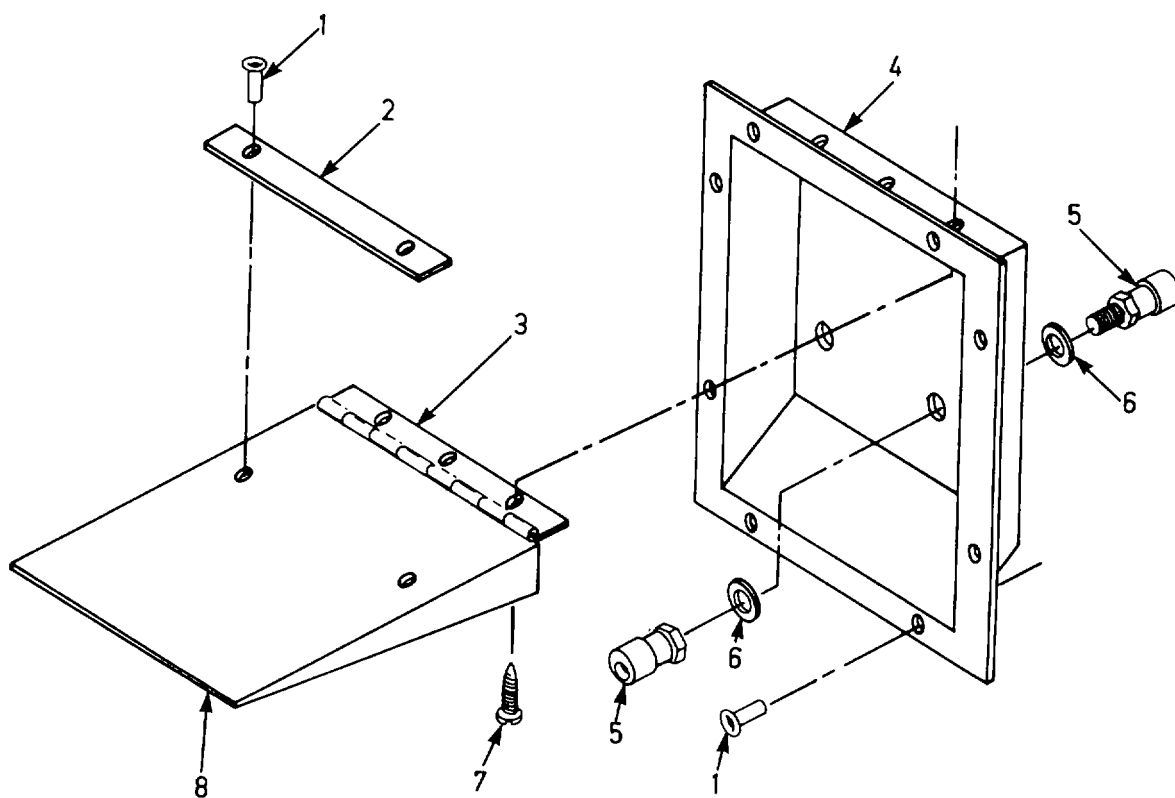


Figure 45. Telephone binding post.

SECTION II

TM 5-3610-254-24P

(1) ITEM NO.	(2) SMR CODE	(3) FSCM	(4) PART NUMBER	(5) DESCRIPTION AND USABLE ON CODES (UOC)	(6) QTY
				GROUP 33 TELEPHONE BINDING POST ASSEMBLY	
				FIG. 45 TELEPHONE BINDING POST	
1	XDFZZ	94222	38-104-05-13	RIVET,DRIVE,3/16	8
2	XDFZZ	81337	6-1-7502-6	PLATE,TELEPHONE JACK	1
3	XDFZZ	96906	MS35822-10	HINGE,CONT	1
4	XDFZZ	81337	6-1-7502-3	FRAME,RECEPTACLE	1
5	XDOZZ	81349	PB08NA01	POST,BINDING,ELEC	4
6	XDFZZ	39428	90062A011	WASHER,SHOULDER,NYLON,NO.10	4
7	XDFZZ	96906	MS51861-24C	SCREW,THREAD FORMING	3
8	XDFZZ	81337	6-1-7502-4	COVER,FRAME TELEPHONE JACK	1
				END OF FIGURE	

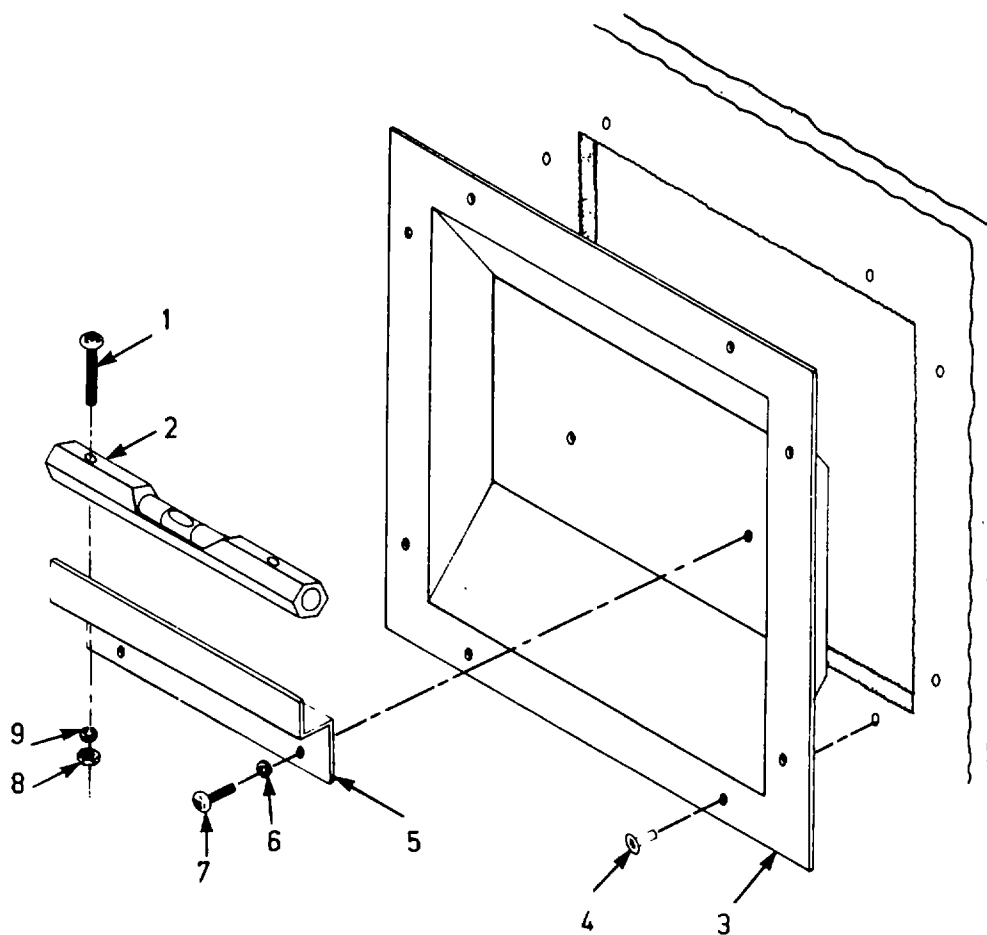


Figure 46. Level indicator assembly.

SECTION II

TM 5-3610-254-24P

(1) ITEM NO.	(2) SMR CODE	(3) FSCM	(4) PART NUMBER	(5) DESCRIPTION AND USABLE ON CODES (UOC)	(6) QTY
				GROUP 34 LEVEL INDICATOR ASSEMBLY	
				FIG. 46 LEVEL INDICATOR ASSEMBLY	
1	XDFZZ	96906	MS35206-247	SCREW,MACHINE	2
2	XDFZZ	14557	31	LEVEL,POCKET	2
3	XDFZZ	81337	6-1-5859-1	FRAME,RECEPTACLE	2
4	XDFZZ	94222	38-104-05-13	RIVET,BUTTON HD	8
5	XDOZZ	96906	6-1-5859-2	BRACKET,LEVEL	2
6	XDFZZ	96906	MS35338-41	WASHER,LOCK	4
7	XDFZZ	96906	MS51861-24C	SCREW,TAPPING,NO.6	4
8	XDFZZ	96906	MS35649-282	NUT,PLAIN,HEXAGON	4
9	XDFZZ	96906	MS35338-42	WASHER,LOCK,SPLIT RING	2
				END OF FIGURE	

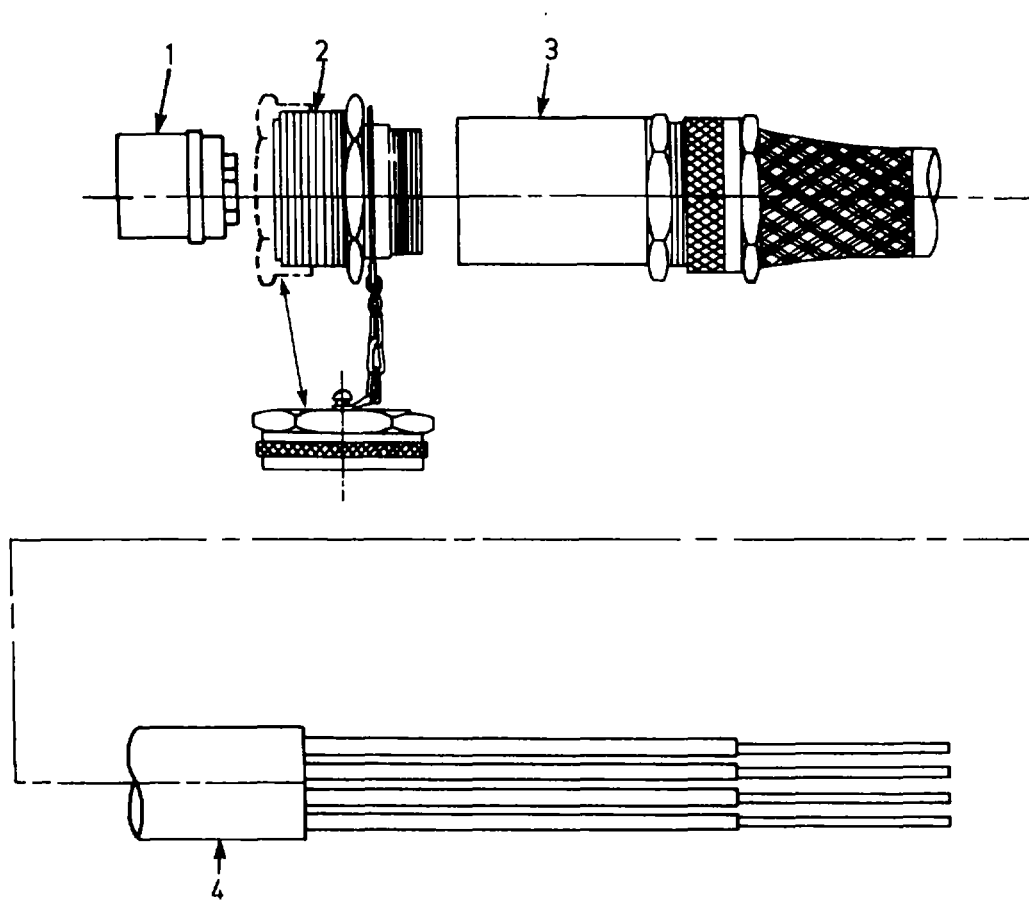


Figure 47. Main power cable assembly.

SECTION II

TM 5-3610-254-24P

(1) ITEM NO.	(2) SMR CODE	(3) FSCM	(4) PART NUMBER	(5) DESCRIPTION AND USABLE ON CODES (UOC)	(6) QTY
				GROUP 35 MAIN POWER CABLE ASSEMBLY	
				FIG. 47 MAIN POWER CABLE ASSEMBLY	
1	XDFZZ	49367	ZZM-16-23S	INSERT,ELECTRICAL 4 POLE,60 AMP	1
2	XDFZZ	49367	ZZM-WB-516	BARREL,FEMALE 60 AMP	1
3	XDFZZ	49367	ZZM-W-2016-2050	ADAPTER,CABLE CLAMP	1
4	XDFZZ	24446	1940-4	CABLE,POWER,TYPE SO,4 CONDUCTOR NO.6, 600 VOLT	50
				END OF FIGURE	

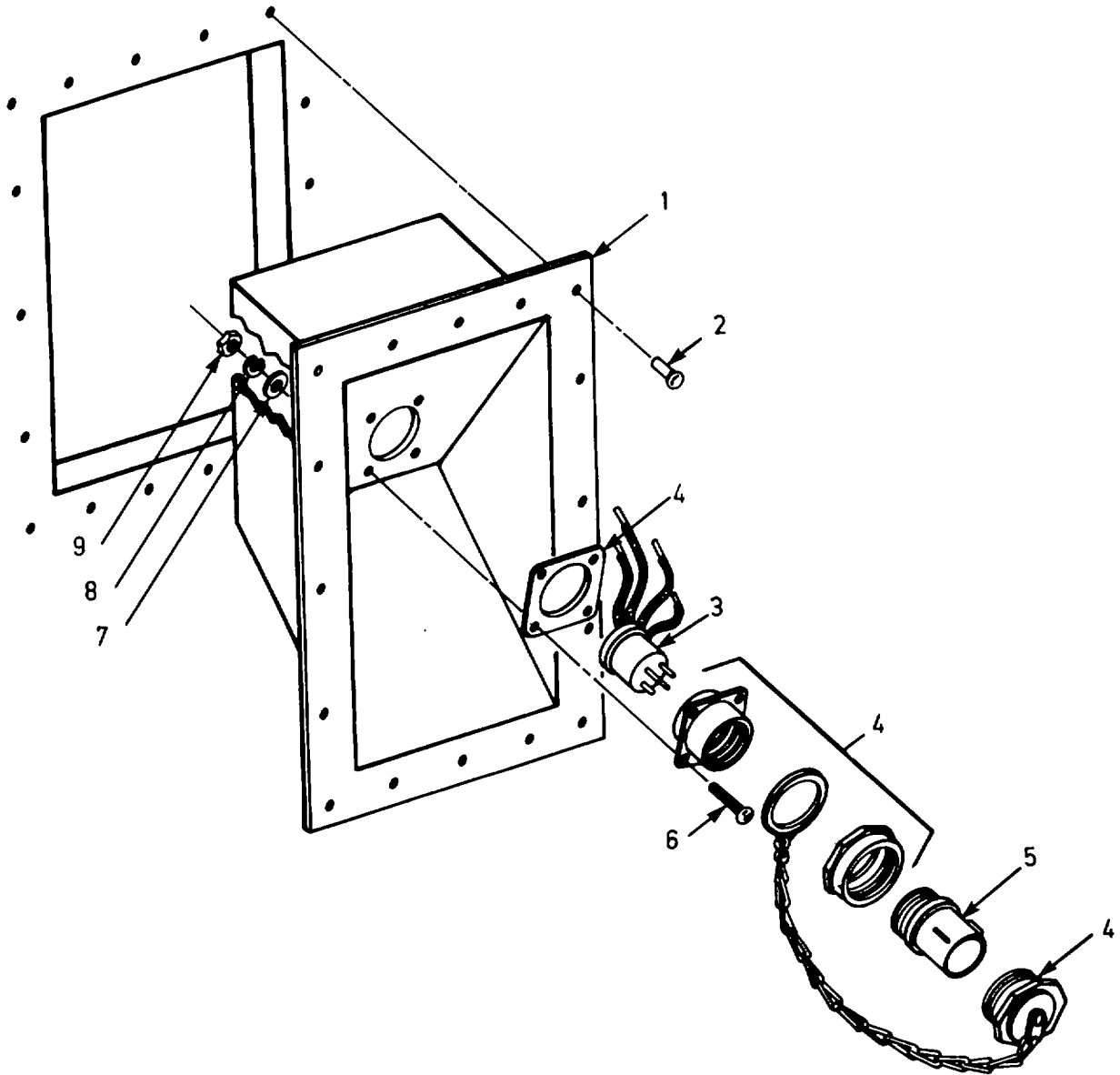


Figure 48. Main power receptacle. (sheet 1 of 2)

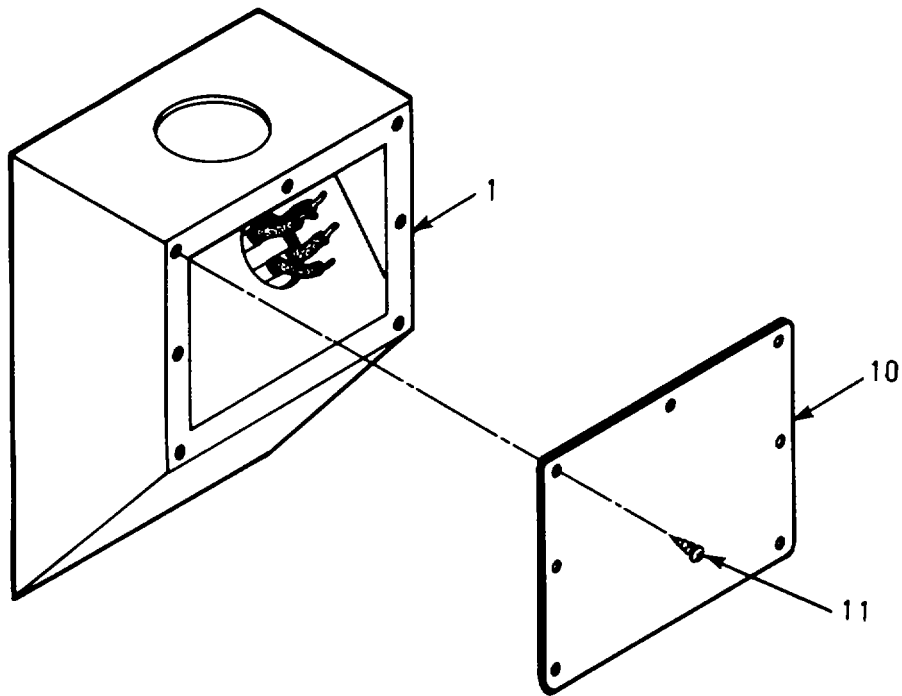


Figure 48. Main power receptacle. (sheet 2 of 2)

SECTION II

TM 5-3610-254-24P

(1) ITEM NO.	(2) SMR CODE	(3) FSCM	(4) PART NUMBER	(5) DESCRIPTION AND USABLE ON CODES (UOC)	(6) QTY
				GROUP 36 MAIN POWER RECEPTACLE	
				FIG. 48 MAIN POWER RECEPTACLE	
1	XDFZZ	81337	6-1-7502-1	RECEPTACLE BOX CABLE ENTRANCE	1
2	XDFZZ	94222	38-104-05-13	RIVET DRIVE 3/16	16
3	XDFZZ	49367	ZZM-16-23P	INSERT,ELECTRICAL C "4 POLE	1
4	XDFZZ	49367	ZZM-W-2116	ADAPTER,MALE 60AMP	1
5	XDFZZ	81348	ZZM-WB-1016	BARRELL,MALE 60AMP	1
6	XDFZZ	96906	MS35214-59	SCREW,MACHINE	4
7	XDFZZ	96906	MS15795-907	WASHER,FLAT,NO.10	4
8	XDFZZ	96906	MS35338-100	WASHER,LOCK	4
9	XDFZZ	96906	MS35649-202	NUT,PLAIN,HEXAGON	4
10	XDFZZ	81337	6-1-7502-2	COVER,RECEPTACLE BOX	1
11	XDFZZ	96906	MS51861-24C	SCREW,THREAD FORMING,NO.6 X 318 L	7
				END OF FIGURE	

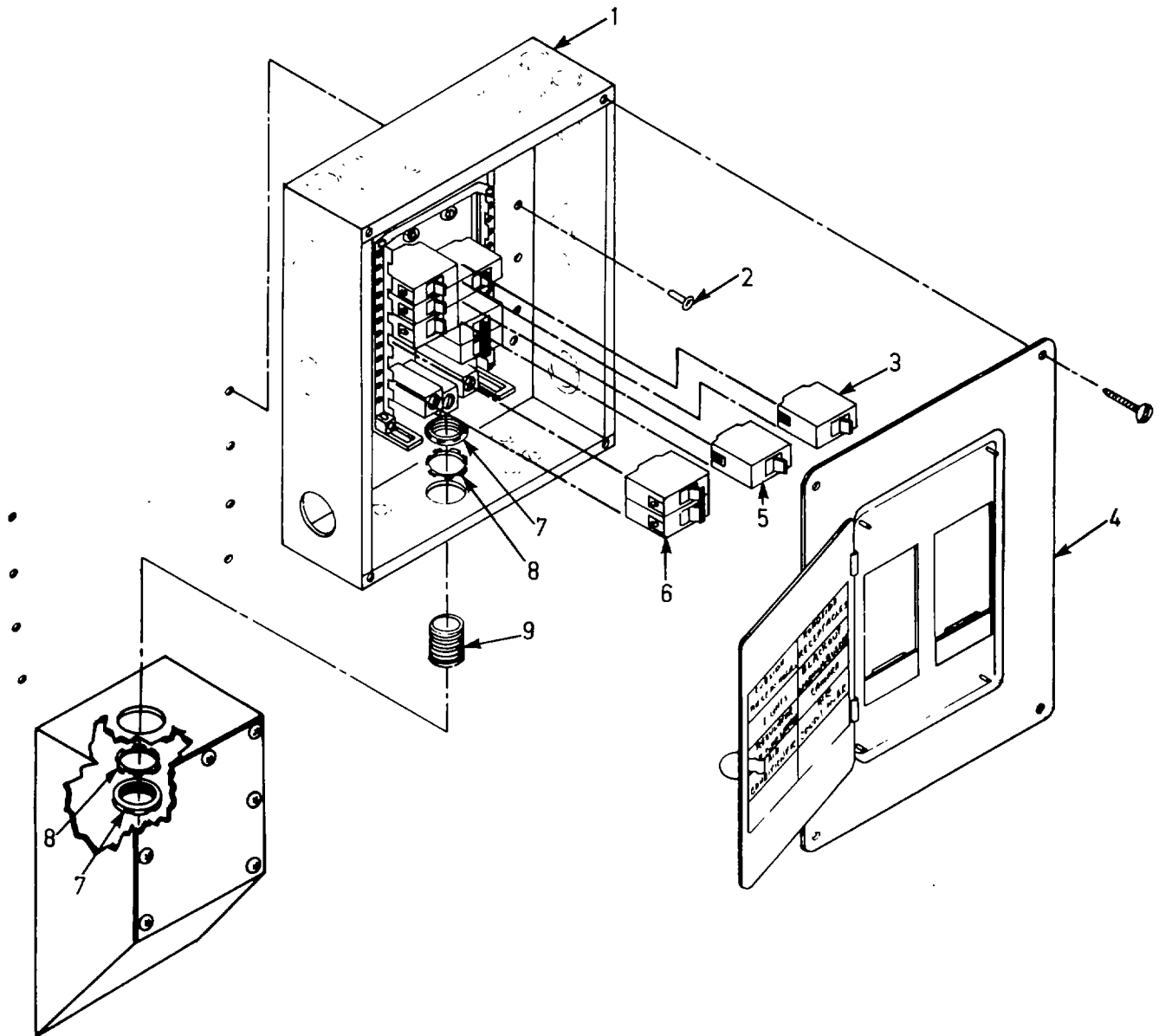


Figure 49. Main power service box assembly.

SECTION II

TM 5-3610-254-24P

(1) ITEM NO.	(2) SMR CODE	(3) FSCM	(4) PART NUMBER	(5) DESCRIPTION AND USABLE ON CODES (UOC)	(6) QTY
				GROUP 37 MAIN POWER SERVICE BOX ASSEMBLY	
				FIG. 49 MAIN POWER SERVICE BOX ASSEMBLY	
1	XDFFF	81337	61-7502-77	BOX, 2 GANG	1
2	XDFZZ	03350	SP-145	RIVET,BLIND,3/16 X 1/4 GRIP	2
3	XDFZZ	30086	QP1-B015	CIRCUIT BREAKER	5
4	XDFZZ	30086	SU-150	SURFACE TRIM WITH DOOR	1
5	XDFZZ	30086	Q120	BREAKER,1 POLE 20 AMP	1
6	XDFZZ	30086	Q330	CIRCUIT BREAKER	2
7	XDOZZ	03350	SP-145	LOCKNUT,1.50 NPT	2
8	XDFZZ	03350	PES-6	BUSHING, INSULATED,1.50 NPT	2
9	XDFZZ	81337	6-1-7502-48	NIPPLE,CLOSE,1.50 NPT X 1.75 L	1
				END OF FIGURE	

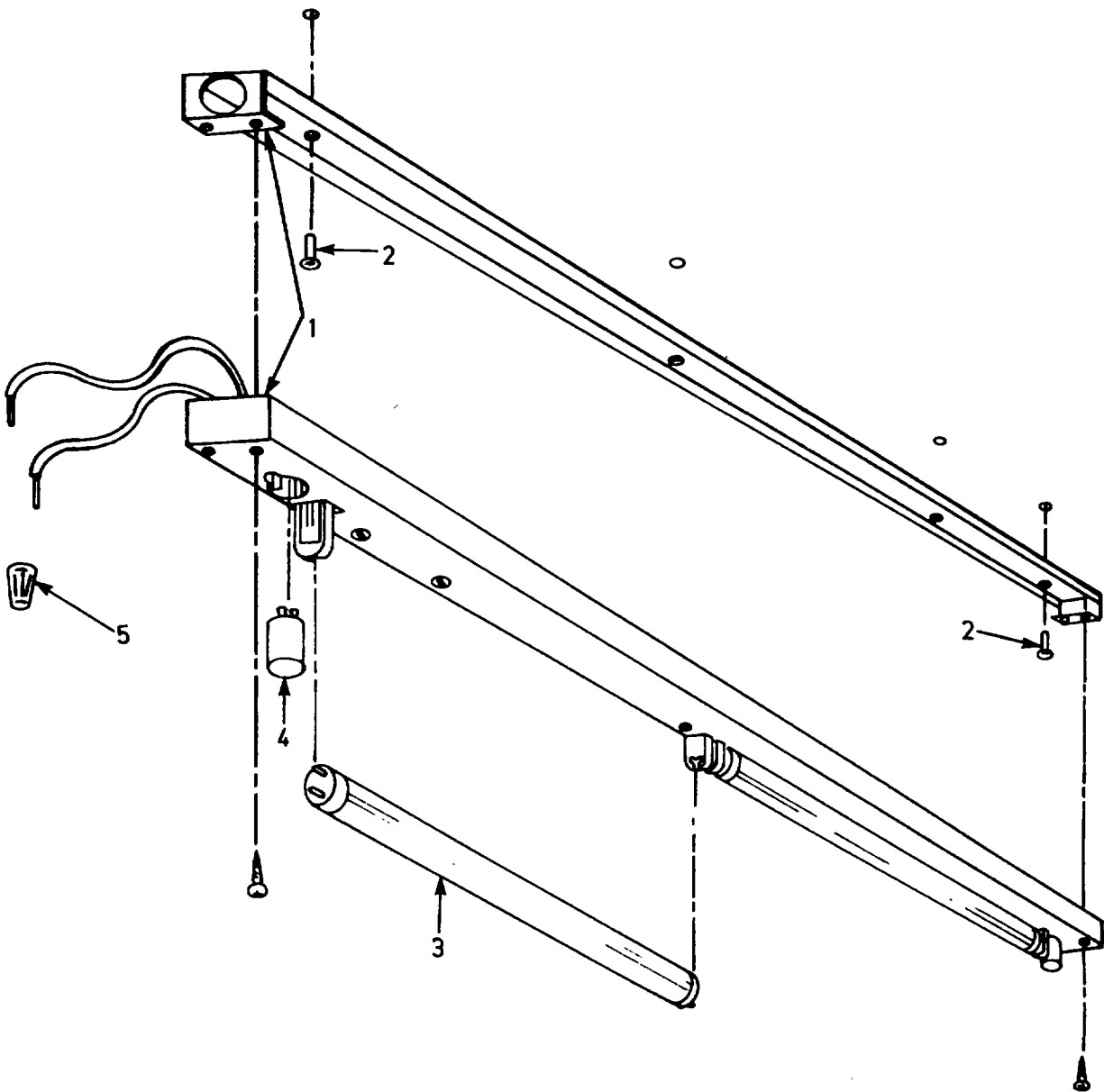


Figure 50. Lamp assembly, ceiling.

SECTION II

TM 5-3610-254-24P C01

(1) ITEM NO.	(2) SMR CODE	(3) FSCM	(4) PART NUMBER	(5) DESCRIPTION AND USABLE ON CODES (UOC)	(6) QTY
				GROUP 38 LAMP ASSEMBLY, CEILING	
				FIG. 50 LAMP ASSEMBLY, CEILING	
1	XDOOO	12084	C-215	FIXTURE,LIGHTING WITH 2 15W LAMPS..	3
2	XDOZZ	96906	MS20600-B6W5	RIVET,BLIND,3/16	12
3	PAOZZ	08108	F15T8/CW	LAMP,FLUORESCENT	6
4	PAOZZ	04655	FS2	STARTER,FLUORESCENT LAMP	6
5	XDOZZ	39428	7108K3	CONNECTOR,ELEC	6
				END OF FIGURE	

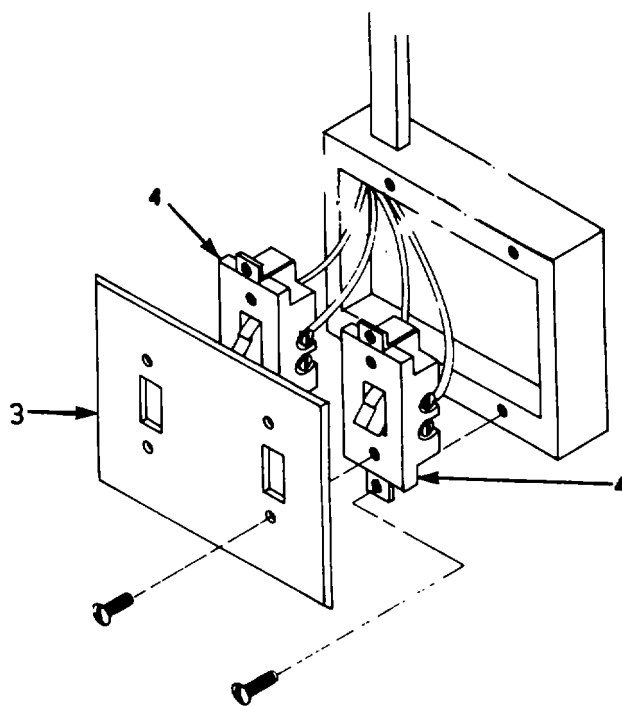
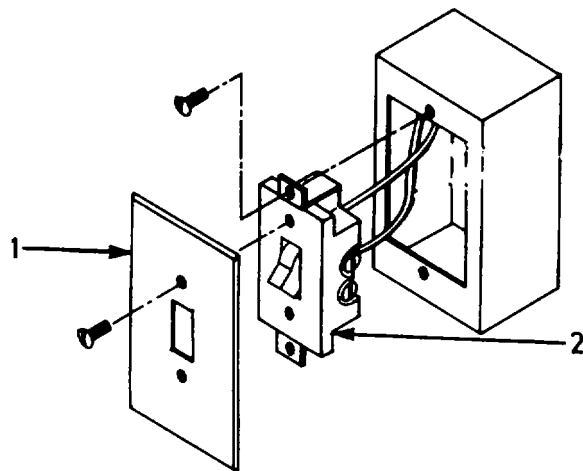


Figure 51. Lamp switches, wall.

SECTION II

TM 5-3610-254-24P

(1) ITEM NO.	(2) SMR CODE	(3) FSCM	(4) PART NUMBER	(5) DESCRIPTION AND USABLE ON CODES (UOC)	(6) QTY
1	XDOZZ	79725	G-3040CE	GROUP 39 LAMP SWITCHES, WALL	
2	XDOZZ	74545	1221PL	FIG. 51 LAMP SWITCHES, WALL	
3	XDOZZ	74545	97071	COVER,PLATE SWITCH,SINGLE WITH SCREWS ..	1
4	PAOZZ	81348	WS89612-03A	SWITCH, LIGHTED TOGGLE	1
				PLATE,WALL,ELECTRIC DOUBLE WITH SCREWS	1
				SWITCH,TOGGLE SINGLE POLE, WITH SCREWS ...	4
				END OF FIGURE	

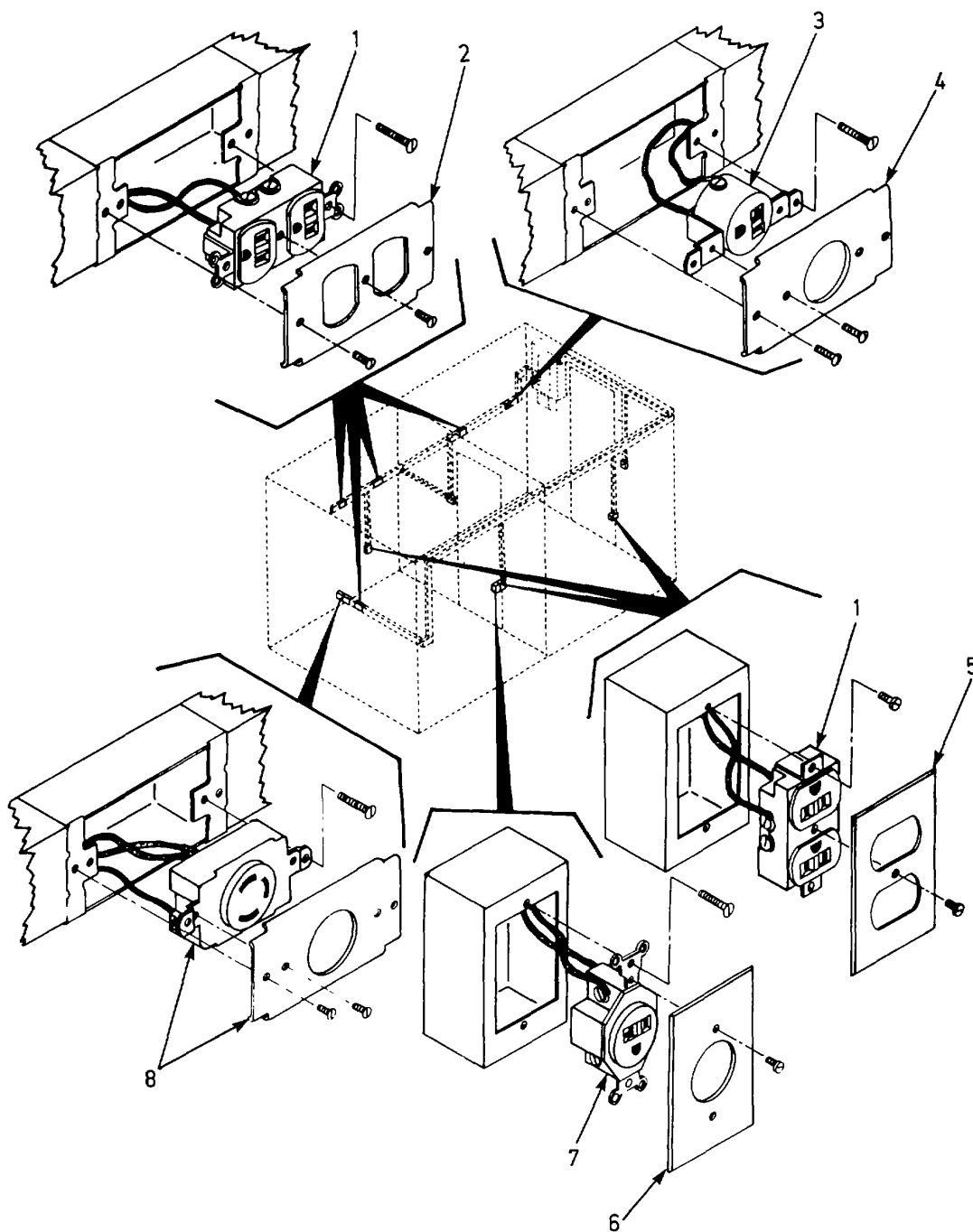


Figure 52. Equipment recepticles.

SECTION II

TM 5-3610-254-24P

(1) ITEM NO.	(2) SMR CODE	(3) FSCM	(4) PART NUMBER	(5) DESCRIPTION AND USABLE ON CODES (UOC)	(6) QTY
				GROUP 40 EQUIPMENT RECEPTACLES	
				FIG. 52 EQUIPMENT RECEPTACLES	
1	XDOZZ	81348	WC596/12-4	CONNECTOR,RECEPTACLE POLE,20 AMP, 125 VOLT,WITH SCREWS.....	7
2	XDOZZ	79725	G3046B	COVER,RECEPTACLE DUPLEX,WITH.....	4
3	XDOZZ	81348	WC596/41-2	SCREWS CONNECTOR,RECEPTACLE ROUND,BROWN,3 POLE,WITH SCREWS	1
4	XDOZZ	03350	G3033J	COVER,RECEPTACLE SINGLE ROUND OPENING,WITH SCREWS	3
5	XDOZZ	74545	97101	COVER,RECEPTACLE DUPLEX,WITH SCREWS	3
6	XDOZZ	74545	91091	COVER,RECEPTACLE SINGLE ROUND OPENING,WITH SCREWS.....	1
7	XDOZZ	74545	5861	RECEPTACLE,SINGLE ROUND SPECIAL PRONG,WITH SCREWS.....	1
8	XDOZZ	04009	5737	RECEPTACLE,ELECTRIC WIRE,30 AMP,250 VOLT,WITH SCREWS.....	2
				END OF FIGURE	

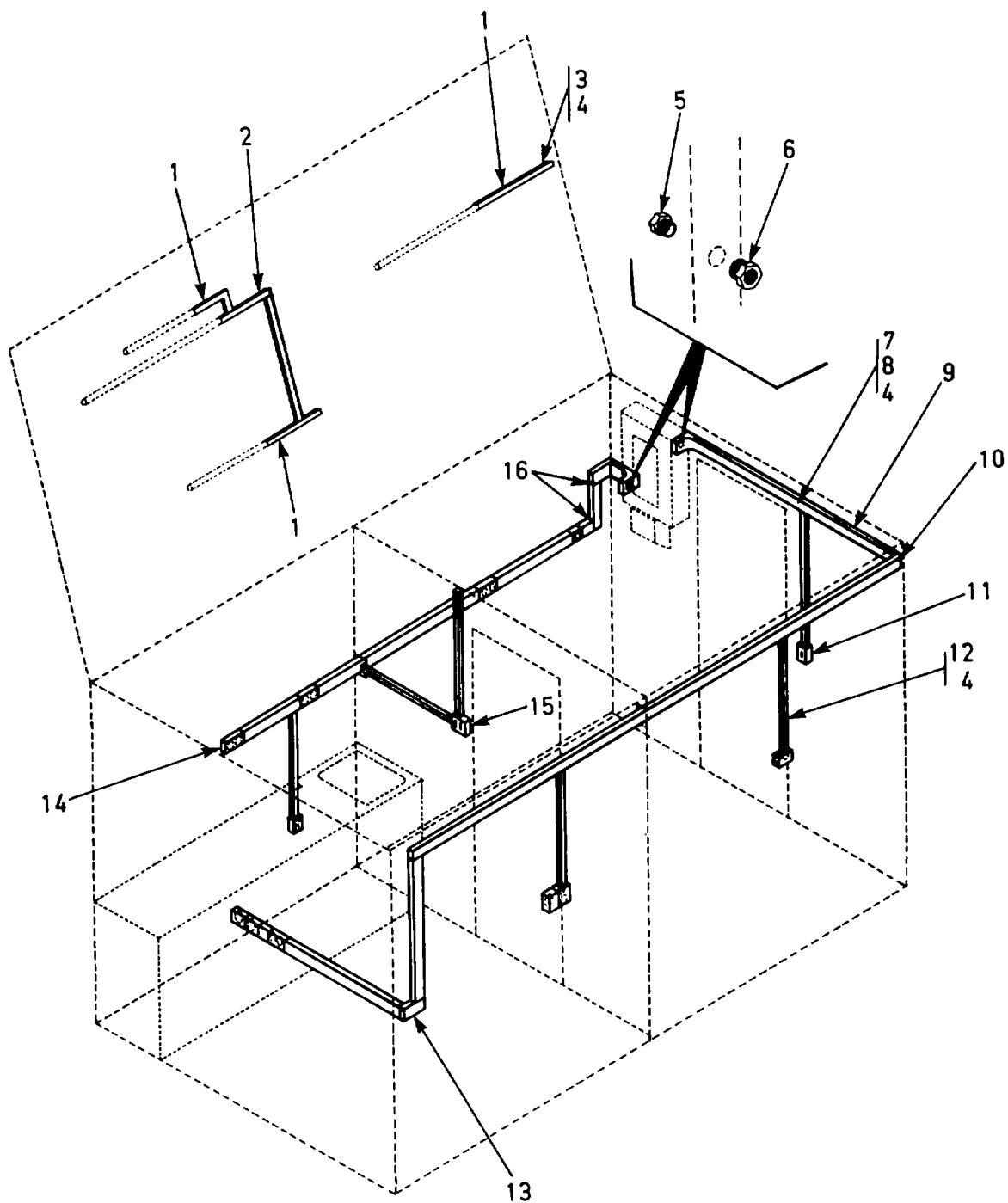


Figure 53. Rigid conduit.

SECTION II

TM 5-3610-254-24P C01

(1) ITEM NO.	(2) SMR CODE	(3) CAGEC	(4) PART NO.	(5) DESCRIPTION AND USABLE ON CODES (UOC)	(6) QTY
				GROUP 41 CONDUIT ASSEMBLY, RIGID	
				FIG. 53 RIGID CONDUIT	
1	XDFZZ	79725	2110A	ENTRANCE, END FITTING	6
2	XDFZZ	79725	211	ELBOW, FLAT 90 DEG, 1/2 IN	2
3	XDOZZ	79725	200	RACEWAY, 1/2 IN	V
4	XDFZZ	96906	MS20600- AD6W3	RIVET, BLIND, 3/16 X 1/4 GRIP	100
5	XDFZZ	79725	BB125	BUSHING INSULATED, 11/4 IPS, MALE	2
6	XDFZZ	79725	PES-5	BUSHING INSULATED, 11/4 IPS, FEMALE	2
7	XDOZZ	79725	G3000B	CHANNEL, RACEWAY, 23/4 IN X 17/16 IN	V
8	XDOZZ	79725	G3000C	COVER, RACEWAY, 23/4 IN	V
9	XDFZZ	79725	2115	TEE, IN	2
10	XDFZZ	79725	G3017	ELBOW, INTERNAL RACEWAY, 2.75 IN	1
11	XDFZZ	79725	5747-2	BOX, JUNCTION	5
12	XDOZZ	79725	2100	RACEWAY, 11/4 IN	V
13	XDFZZ	79725	G3011	ELBOW, FLAT 90 DEG 23/4 IN	2
14	XDFZZ	79725	G3010B	BOX, INDOOR CIR BKR	1
15	XDOZZ	30086	ITEB150	BOX, INDOOR CIR BKR	1
16	XDFZZ	79725	G3086	CONNECTOR, RACEWAY OFFSET, ADJ	2
				END OF FIGURE	

*

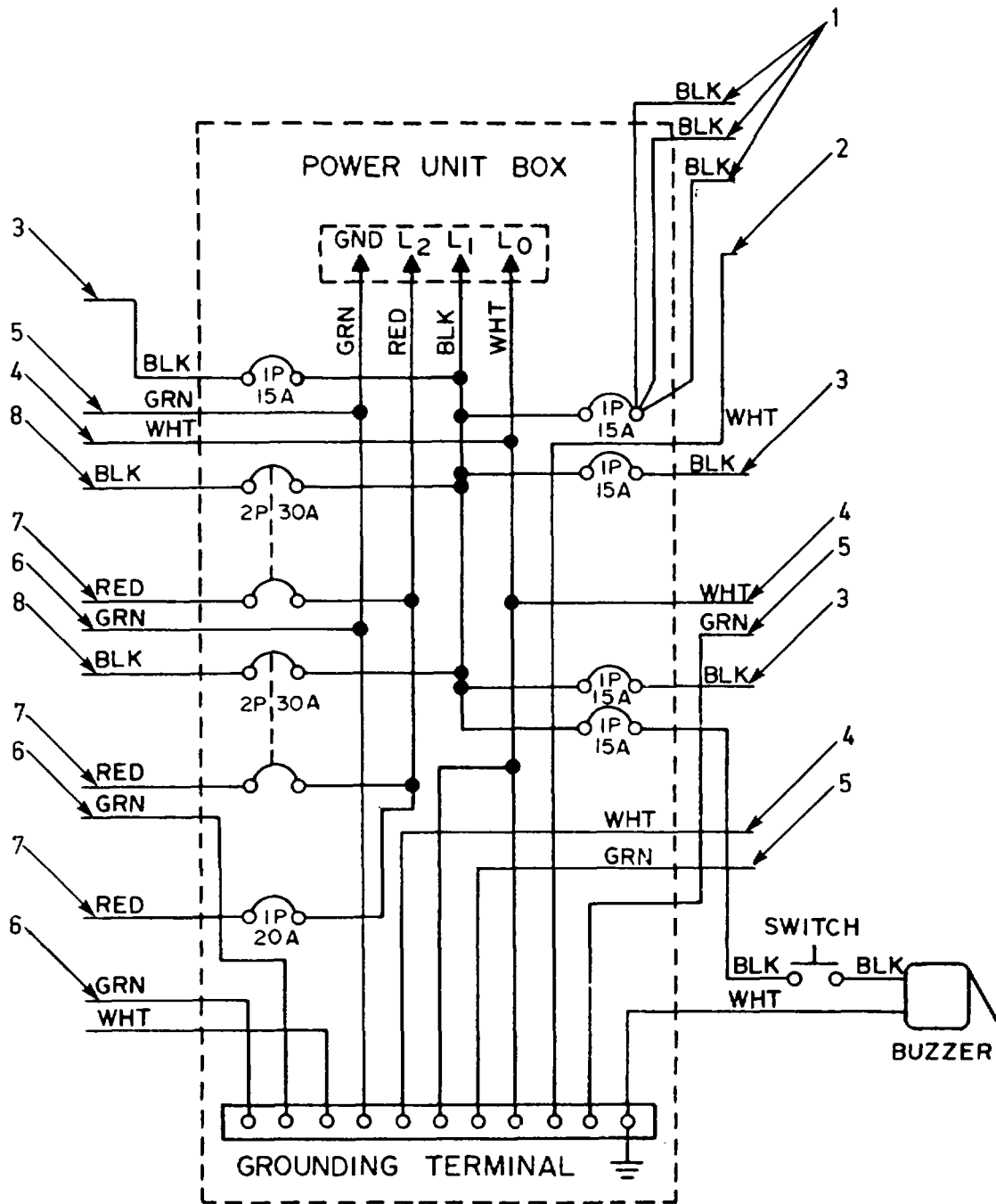


Figure 54. Wiring, electrical.

SECTION II

TM 5-3610-254-24P

(1) ITEM NO.	(2) SMR CODE	(3) CAGEC	(4) PART NO.	(5) DESCRIPTION AND USABLE ON CODES (UOC)	(6) QTY
				GROUP 42 WIRING, ELECTRICAL	
				FIG. 54 WIRING, ELECTRICAL	
1	XDOZZ	81337	6-1-7502-46	WIRE, ELEC, COPPER, PLASTIC COVERED, 600V, NO. 14, STRANDED, COLOR BLACK	V
2	XDOZZ	81337	6-1-7502-47	WIRE, ELEC, COPPER, PLASTIC COVERED, 600V, NO. 14, STRANDED, COLOR WHITE	V
3	XDOZZ	81337	6-1-7502-44	WIRE, ELEC, COPPER, PLASTIC COVERED, 600V, NO. 12, STRANDED, COLOR BLACK	V
4	XDOZZ	81337	6-1-7502-45	WIRE, ELEC, COPPER, PLASTIC COVERED, 600V, NO. 12, STRANDED, COLOR WHITE	V
5	XDOZZ	81337	6-1-7502-43	WIRE, ELEC, COOPER, PLASTIC COVERED, 600V, NO. 14, STRANDED, COLOR GREEN	V
6	XDOZZ	81337	6-1-7502-42	WIRE, 600V, NO.10, STRANDED, GREEN	V
7	XDOZZ	81337	6-1-7502-40	WIRE, 600V, NO.10, STRANDED, RED	V
8	XDOZZ	81337	6-1-7502-41	WIRE, 600V, NO.10, STRANDED, BLACK.....	V
				END OF FIGURE	

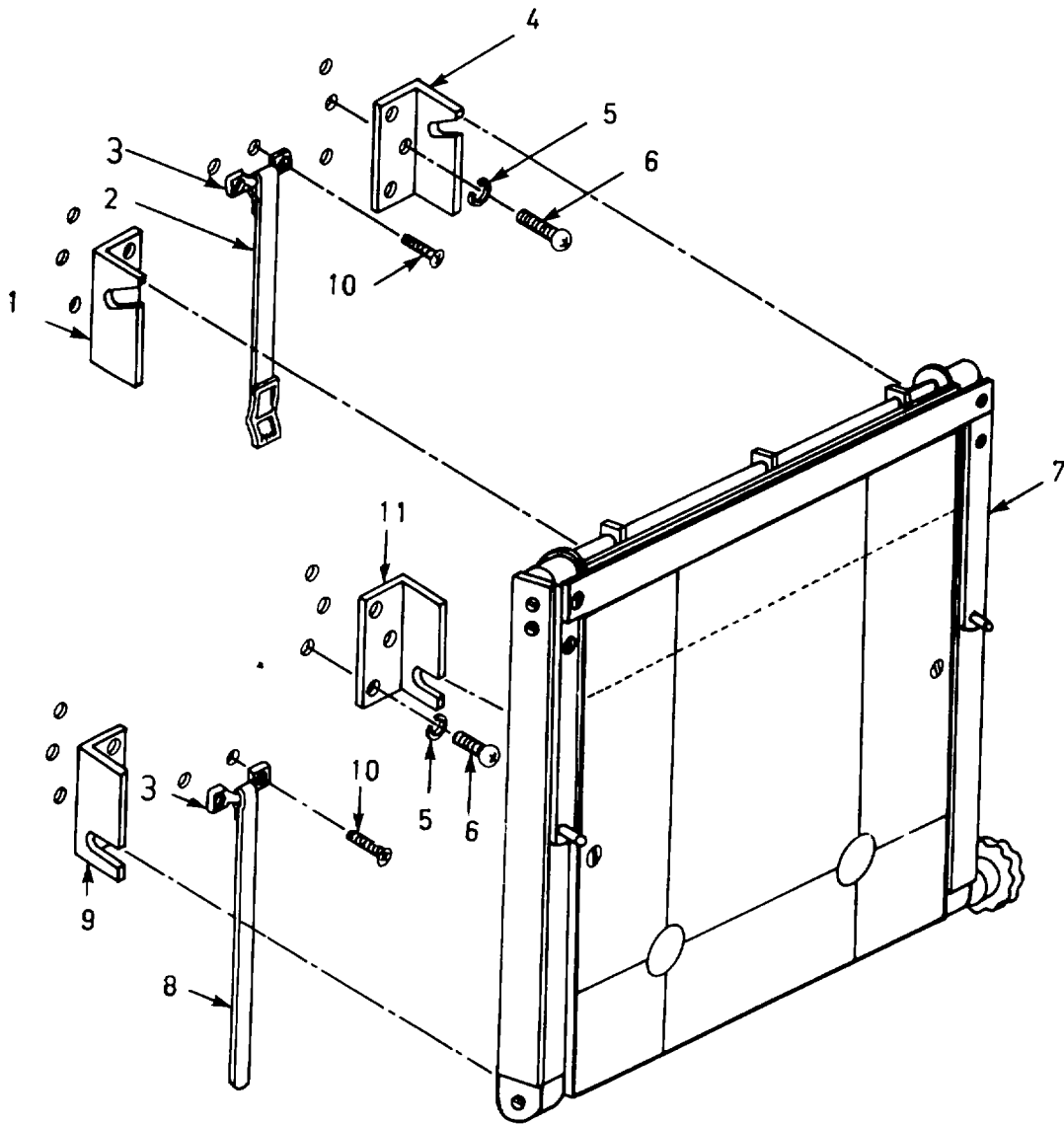


Figure 55. Composing table and mounting brackets.

(1) ITEM NO.	(2) SMR CODE	(3) CAGEC	(4) PART NO.	(5) DESCRIPTION AND USABLE ON CODES (UOC)	(6) QTY
				GROUP 43 TABLE, COMPOSING	
				FIG. 55 COMPOSING TABLE AND MOUNTING BRACKETS	
1	XDOZZ	81337	6-1-7529-1	BRACKET, UPPER, LH	1
2	XDOOO	81337	6-1-5877-1	CHAPE ASSY	1
3	XDOZZ	79786	662R1	LOOP, FOOTMAN	2
4	XDOZZ	81337	6-1-7529-2	BRACKET, UPPER, RH	1
5	XDOZZ	96906	MS35338-43	WASHER, LOCK	12
6	XDOZZ	96906	MS35207-267	SCREW, MACHINE	12
7	XDOOO	81337	6-1-7501-59	TABLE, COMPOSING	1
8	XDOZZ	81337	6-1-5877-2	STRAP ASSEMBLY	1
9	XDOZZ	81337	6-1-7529-3	BRACKET, LOWER, LH	1
10	XDOZZ	96906	MS35191-272	SCREW, MACHINE	4
11	XDOZZ	81337	6-1-7529-4	BRACKET, LOWER, RH	1
				END OF FIGURE	

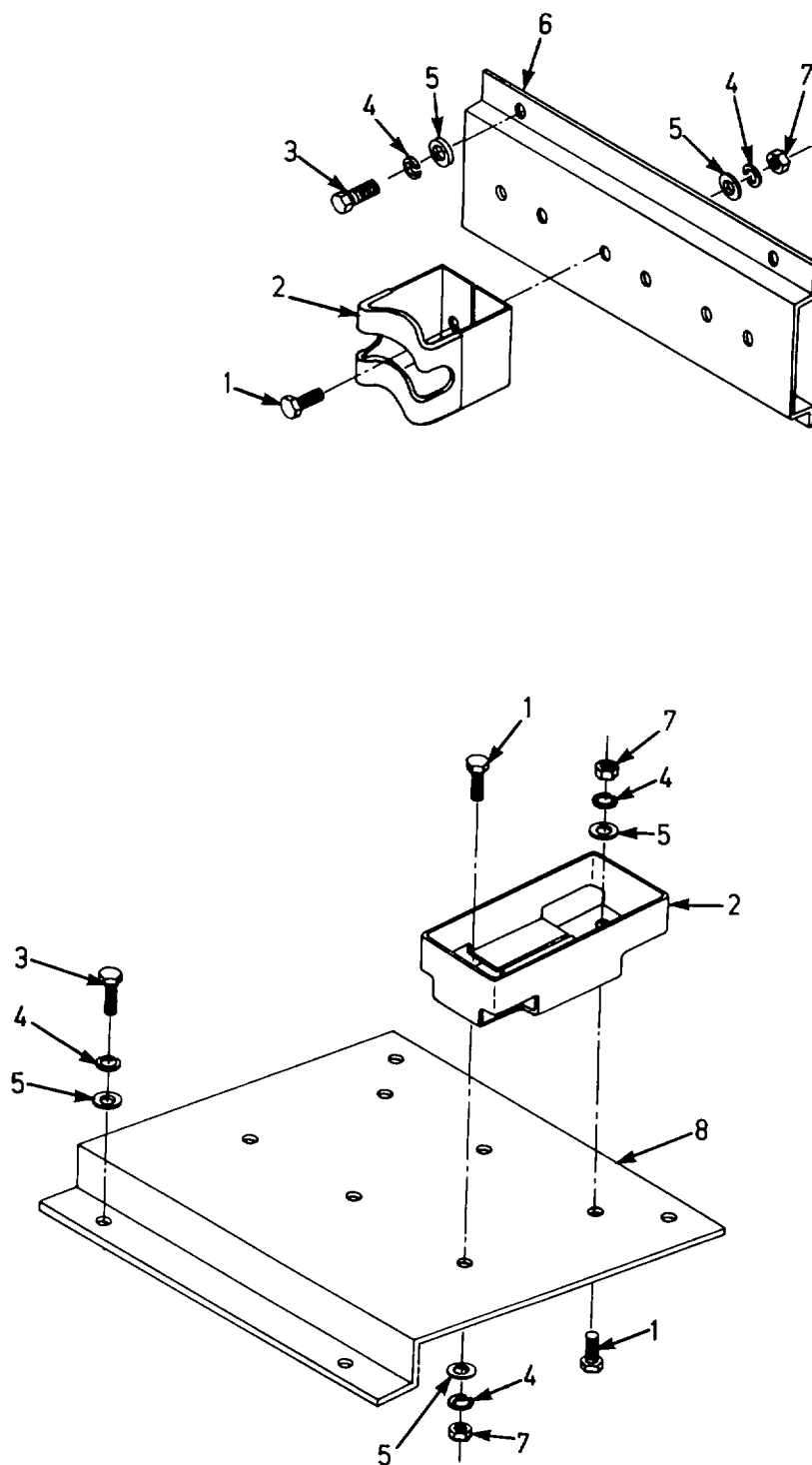


Figure 56. Gun rack assembly.

SECTION II

TM 5-3610-254-24P

(1) ITEM NO.	(2) SMR CODE	(3) CAGEC	(4) PART NO.	(5) DESCRIPTION AND USABLE ON CODES (UOC)	(6) QTY
				GROUP 44 RIFLE RACK	
				FIG. 56 GUN RACK ASSEMBLY	
1	XDOZZ	96906	MS90725-3	SCREW, CAP, HEX HD	12
2	XDOZZ	81337	6-1-7542-3	KIT, RIFLE MOUNT	3
3	XDOZZ	96906	MS90725-8	SCREW, CAP, HEX HD	8
4	XDOZZ	96906	MS35338-44	WASHER, LOCK	20
5	XDOZZ	96906	MS27183-44	WASHER, FLAT	20
6	XDOOO	81337	6-1-7542-1	PLATE, GUN RACK WALL	1
7	XDOZZ	96906	MS35649-2252	NUT, PLAIN, HEXAGON	12
8	XDOZZ	81337	6-1-7542-2	PLATE, GUN RACK FLOOR	1
				END OF FIGURE	

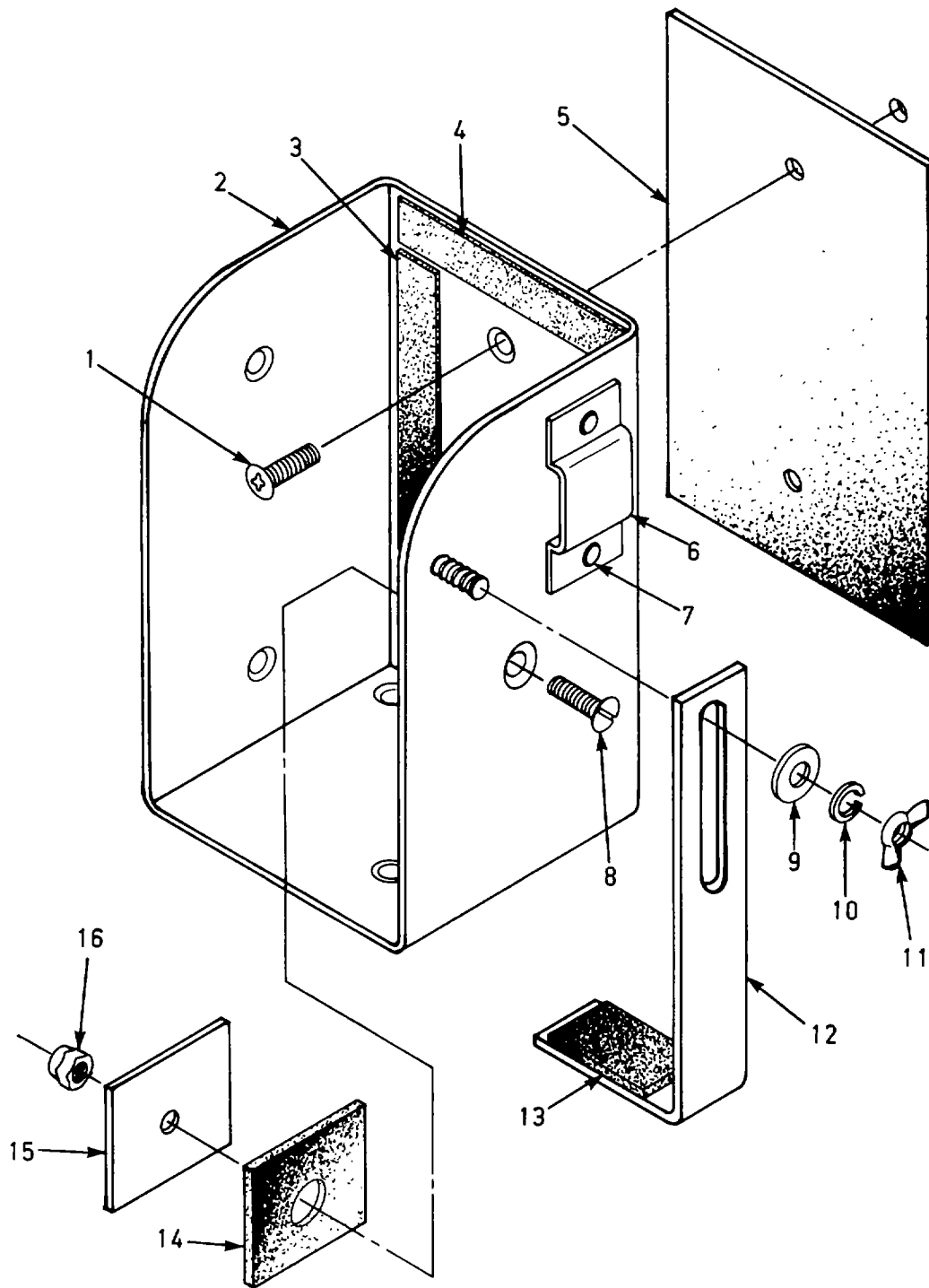


Figure 57. Telephone bracket.

SECTION II

TM 5-3610-254-24P

(1) ITEM NO.	(2) SMR CODE	(3) CAGEC	(4) PART NO.	(5) DESCRIPTION AND USABLE ON CODES (UOC)	(6) QTY
				GROUP 45 TELEPHONE BRACKET	
				FIG. 57 TELEPHONE BRACKET	
1	XDOZZ	96906	MS35191-291	SCREW, MACHINE.....	2
2	XDOOO	81337	6-1-7543-1	BOX, PHONE MOUNTING	1
3	XDOZZ	81337	6-1-7543-6	PAD, BOX	1
4	XDOZZ	81337	6-1-7543-7	PAD, BOX	1
5	XDOZZ	81337	6-1-7543-9	PAD, LARGE	1
6	XDOZZ	81337	6-1-7543-3	RETAINER	1
7	XDOZZ	96906	MS20470-AD6-8	RIVET, SOLID, UNIV	2
8	XDOZZ	96906	MS35191-294	SCREW, MACHINE	1
9	XDOZZ	96906	MS27183-10	WASHER, FLAT	1
10	XDOZZ	96906	MS35338-44	WASHER, LOCK	1
11	XDOZZ	96906	MS35425-70	NUT, PLAIN, WING	1
12	XDOZZ	81337	6-1-7543-2	SLIDE	1
13	XDOZZ	81337	6-1-7543-8	PAD, SLIDE	1
14	XDOZZ	81337	6-1-7543-5	PAD, PLATE	1
15	XDOZZ	81337	6-1-7543-4	PLATE	1
16	XDOZZ	96906	MS51922-5	NUT, SELF-LOCKING, HEAD	1
				END OF FIGURE	

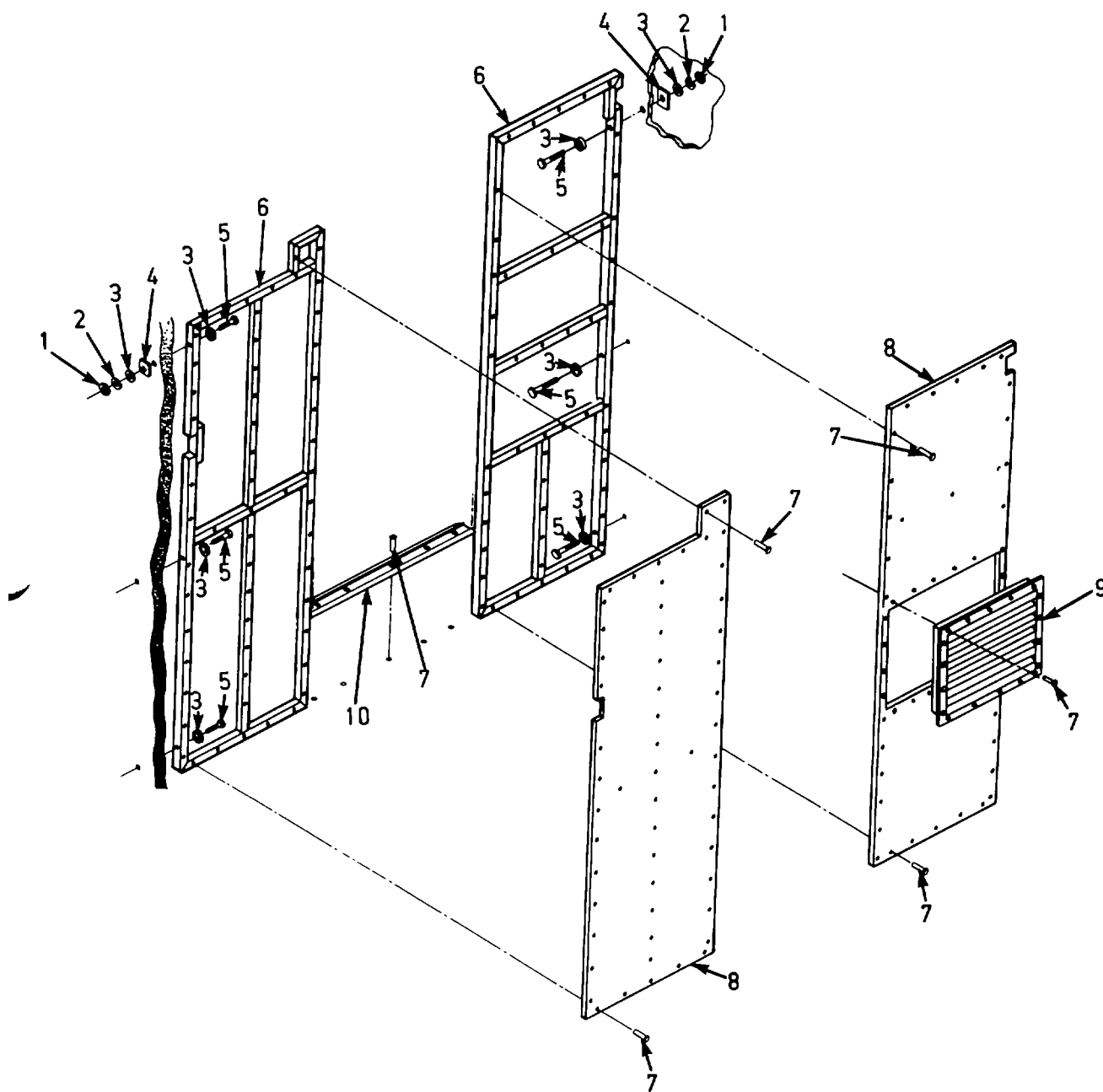


Figure 58. Wall partition. (sheet 1 of 2)

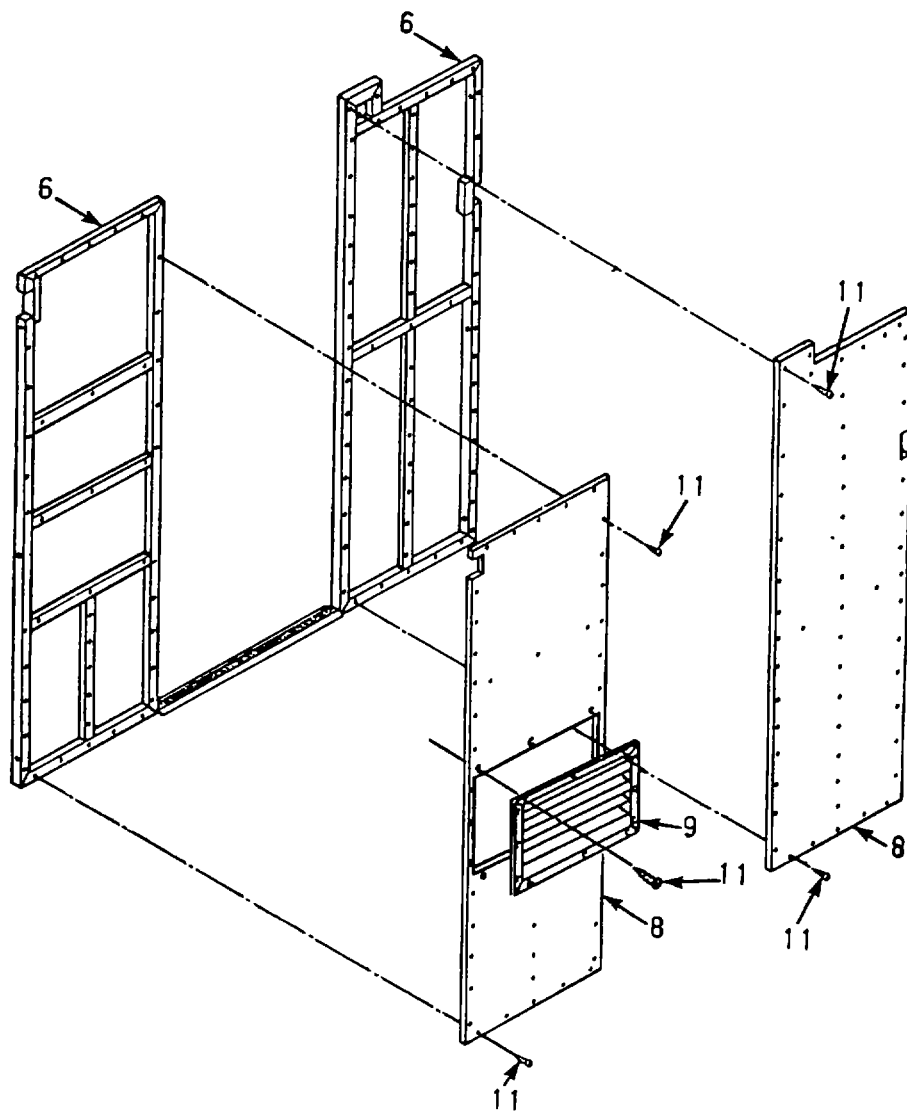


Figure 58. Wail partition. (sheet 2 of 2)

SECTION II

TM 5-3610-254-24P

(1) ITEM NO.	(2) SMR CODE	(3) CAGEC	(4) PART NO.	(5) DESCRIPTION AND USABLE ON CODES (UOC)	(6) QTY
				GROUP 46 PARTITION, WALL ASSEMBLY	
				FIG. 58 WALL PARTITION	
1	XDFZZ	96906	MS35649-2252	NUT, PLAIN, HEXAGON	6
2	XDFZZ	96906	MS35338-44	WASHER, LOCK	6
3	XDFZZ	96906	MS15795-809	WASHER, FLAT	12
4	XDFZZ	81337	6-1-7547-6	PLATE, WASHER EXT	6
5	XDFZZ	96906	MS35309-18	BOLT, HEX HD	6
6	XDOZZ	02959	20430	SQ TUBE, 1 1/4 X 1 1/4	V
7	XDFZZ	96906	MS20600-AD6W3	RIVET, BLIND, 3/16 X 1 1/4 GRIP	110
8	XDFZZ	02959	1100-H14	COVERING, ALUMINUM, .050 THK, 361N X 961N MOD .	4
9	XDOZZ	00807	C0619S	LOUVER, LIGHT PROOF 20 W X 14 H	1
10	XDFZZ	81337	6-1-7503-27	THRESHOLD, 33-1/8 L	1
11	XDFZZ	96906	MS51863-34C	SCREW, TAPPING	110
				END OF FIGURE	

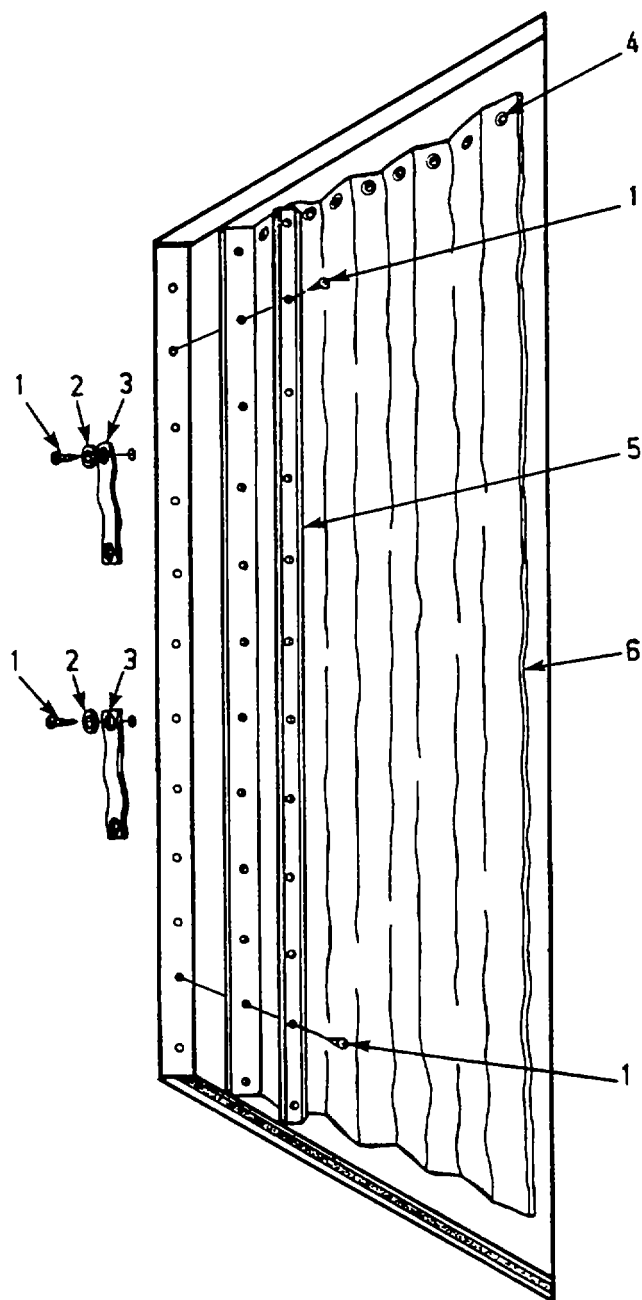


Figure 59. Curtain assembly. (sheet 1 of 2).

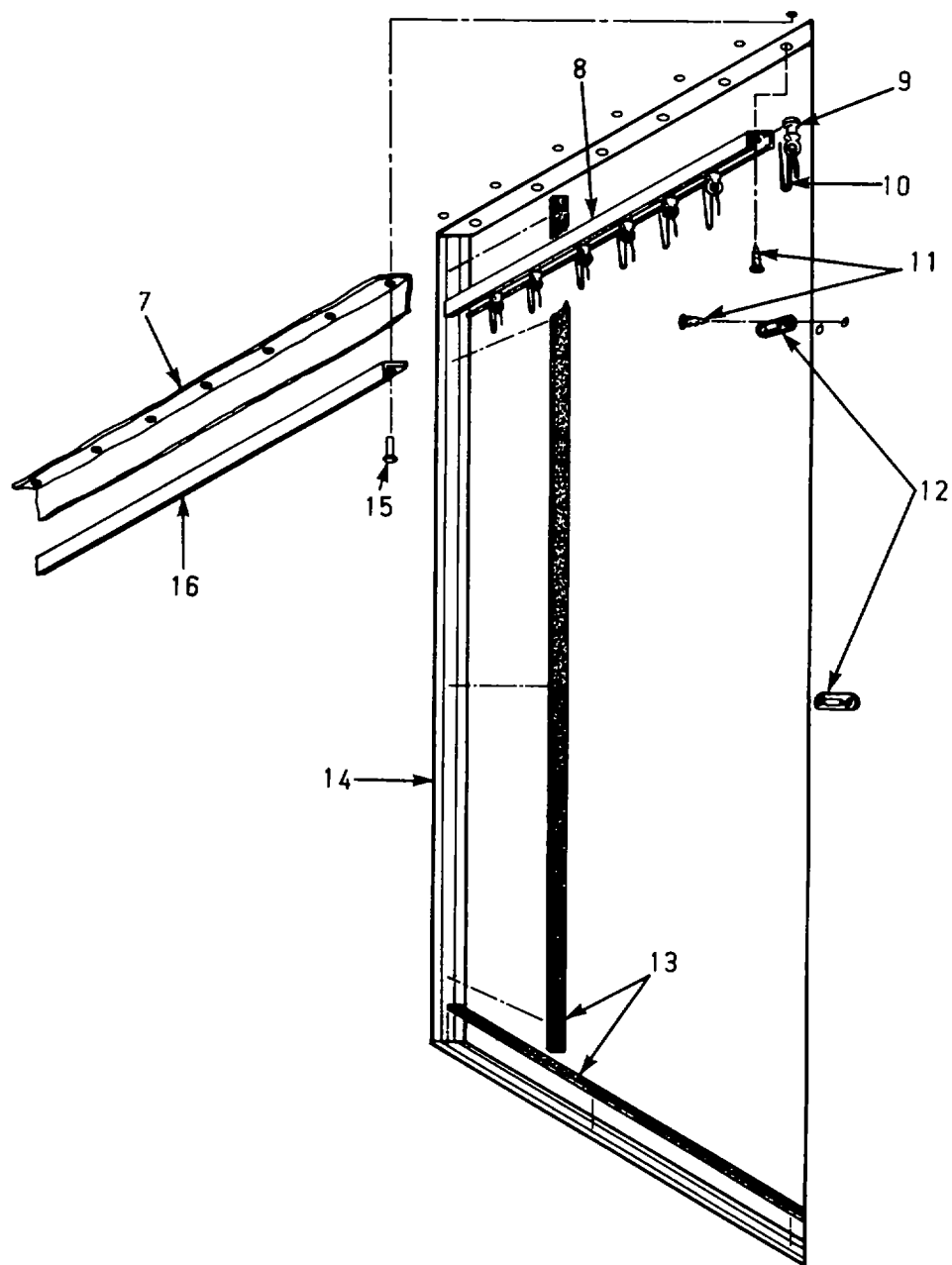


Figure 59. Curtain assembly. (sheet 2 of 2).

SECTION II

TM 5-3610-254-24P

(1) ITEM NO.	(2) SMR CODE	(3) CAGEC	(4) PART NO.	(5) DESCRIPTION AND USABLE ON CODES (UOC)	(6) QTY
				GROUP 46 PARTITION, WALL ASSEMBLY	
				FIG. 59 CURTAIN ASSEMBLY	
1	XDFZZ	96906	MS51960-61	SCREW, MACH, CSK FLAT HD	4
2	XDFZZ	96906	MS15795-904	WASHER, FLAT BRASS	2
3	XDFZZ	81337	6-1-7504-2	TIE-BACK, BLACKOUT CURTAIN	2
4	XDFZZ	81337	6-1-7504-6	EYELET	9
5	XDFZZ	25934	A221	MOULDING, EDGE	1
6	XDOFF	81337	6-1-7504	CURTAIN, BLACKOUT, ASSEMBLY	1
7	XDOZZ	81337	6-1-7503-10	VALENCE	1
8	XDFZZ	75349	9046	TRACK, CURTAIN, 331/2 L	1
9	XDFZZ	75349	9406	SLIDE, SPECIAL	9
10	XDFZZ	75349	1034	HOOK, DRAPERY	1
11	XDFZZ	96906	MS51862-14C	SCREW, TAPPING, FH, CSK, 82 DEG, NO. 6 X 1/2 L ...	12
12	XDFZZ	81337	XB78322	STUD, SINGLE, SCREW BASE	2
13	XDOZZ	81337	MIL-F-21840 TYPE II, CL-1, BLK	CLOSURE, HOOK, STRIP, 1 WIDE	V
14	XDFZZ	25934	S212	MOULDING, JAMB	1
15	XDFZZ	96906	MS20600- AD4W4	RIVET, BLIND	4
16	XDFZZ	81337	6-1-7503-16	ANGLE, 3/4 X 3/4 X 331/2L, ALUM	1
				END OF FIGURE	

Section III. SPECIAL TOOLS LIST

(Not Applicable)

NATIONAL STOCK NUMBER AND PART NUMBER INDEX					
NATIONAL STOCK NUMBER INDEX					
STOCK NUMBER	FIG.	ITEM	STOCK NUMBER	FIG	ITEM
5930-00-051-4448	51	4			
6220-00-137-6137	28	1			
6240-00-152-2982	50	3			
6250-00-299-2884	50	4			
4210-00-555-8837	37	6			
5340-00-664-9056	5	5			
6240-00-800-4668	5	1			
5310-00-809-4058	21	4			
6545-00-922-1200	38	1			
4120-00-974-7206	34	5			
7430-01-144-8241	32	5			
6740-01-146-2973	14	2			
3610-01-175-3493	10	1			
6740-01-175-3586	31	1			
4540-01-212-5566	22	10			
6240-01-212-5567	29	7			
6110-01-212-5595	33	9			
5930-01-212-5598	5	6			
4320-01-212-5632	23	2			
5930-01-212-9579	40	1			
3610-01-223-8480	7	3			
3610-00-223-8481	7	1			
3610-01-223-8482	10	13			
3610-01-223-8483	10	2			
7110-01-223-8490	2	1			
7110-01-223-8491	2	3			

NATIONAL STOCK NUMBER AND PART NUMBER INDEX				
FSCM	PART NUMBER INDEX		FIG.	ITEM
	PART NUMBER	STOCK NUMBER		
81348	AAS700TYPE2SIZE1		8	1
62812	AM712	6740-01-175-3586	31	1
88044	AN520-1 O0R36		30	4
65586	ARTM-1000L	4540-01-212-5566	22	10
25934	A221		59	5
03481	A25-80		28	4
03481	A25K140		32	4
79725	BB125		53	5
24007	BVL-1617		26	7
12084	C-215		50	1
97450	CH20-6-08	4120-00-974-7206	34	5
00807	C0619S		58	9
66295	C16P		24	7
93791	DLV20	6220-00-137-6137	28	1
87034	F-20-T-12		12	3
04655	FS2	6250-00-299-2884	50	4
08108	F 15T8/CW	6240-00-152-2982	50	3
08108	F15T8/WW	6240-00-800-4668	5	1
79725	G-3040CE		51	1
79725	G3000B		53	7
79725	G3000C		53	8
79725	G301OB		53	14
79725	G3011		53	13
79725	G3017		53	10
03350	G3033J		52	4
79725	G3046B		52	2
79725	G3086		53	16
35550	HF18S		24	3
76005	HT2-80		10	7
79470	H39		24	8
30086	ITE B150		53	15
25631	MARK 3	3610-01-175-3493	10	1
25631	MIL-F-21840 TYPE		59	13
81337	II, CL-1, BLK			
10066	MODEL 1400		20	1
96906	MS-35822-12		43	2
96906	MS15795-809		28	6
	34	15		
	58	3		
96906	MS15795-904		59	2
96906	MS15795-907		48	7
96906	MS20470-AD6-8		57	7
96906	MS20600-AD4WI		36	5
96906	MS20600-AD4W1		3	2
96906	MS20600-AD4W4		59	15
	12	2		
96906	MS20600-AD6W3		53	4
	58	7		
96906	MS20600-B4W3		7	4
43		5		
96906	MS20600-B4W4		30	2
96906	MS20600-B6W3		38	3

NATIONAL STOCK NUMBER AND PART NUMBER INDEX				
PART NUMBER INDEX				
FSCM	PART NUMBER	STOCK NUMBER	FIG.	ITEM
96906	MS20600-B6W4		4	9
			9	2
			14	7
			22	6
			24	20
			25	1
			32	24
			10	14
96906	MS20600-B6W5		31	6
			32	11
			50	2
96906	MS20600-B6W7		43	1
96906	MS20613-4P4		16	5
			16	6
96906	MS21316-13		10	15
			14	11
			23	4
			31	2
96906	MS21316-15		28	9
96906	MS21316-23		26	9
96906	MS21316-33		32	1
96906	MS21316-35		7	2
			9	5
96906	MS21919-14		29	10
96906	MS21919-5		26	6
96906	MS21919-6		29	2
			32	6
96906	MS24629-50		39	2
96906	MS27022-5		24	15
96906	MS27025-5		24	19
96906	MS27028-5		24	18
96906	MS27130-27		33	4
96906	MS27130-50		34	12
96906	MS27183-10	5310-00-809-4058	1	3
			2	5
			7	7
			15	8
			19	7
			21	4
			26	1
			27	2
			29	4
			30	8
			37	3
			57	9
96906	MS27183-11		33	3
			34	7
96906	MS27183-13		4	5
96906	MS27183-14		32	15
96906	MS27183-44		56	5
96906	MS27183-9		11	2

*

NATIONAL STOCK NUMBER AND PART NUMBER INDEX				
PART NUMBER INDEX				
FSCM	PART NUMBER	STOCK NUMBER	FIG.	ITEM
96906	MS31 06R18-11S		35	2
96906	MS35190-271		10	11
96906	MS35190-289		33	8
96906	MS35190-304		10	12
96906	MS35191-272		8	5
			13	5
			26	11
			32	28
			44	5
			55	10
96906	MS35191-290		21	6
96906	MS35191-291		57	1
96906	MS35191-294		57	8
96906	MS35198-73		28	3
96906	MS35206-247		43	12
			46	1
96906	MS35206-263		24	16
96906	MS35206-264		9	6
96906	MS35206-283		33	1
96906	MS35207-264		15	5
96906	MS35207-267		55	6
96906	MS35214-59		48	6
96906	MS3521 563		14	3
96906	MS35309-18		58	5
96906	MS35309-7		28	8
96906	MS35338-1 00		48	8
96906	MS35338-41		46	6
96906	MS35338-42		46	9
96906	MS35338-43		10	6
			14	4
			24	10
			30	6
			55	5
96906	MS35338-44		1	2
			2	7
			6	9
			11	3
			15	10
			19	9
			21	3
			26	2
			26	5
			27	3
			28	7
			29	5
			30	9
			32	2
			34	14
			37	2
			44	2

NATIONAL STOCK NUMBER AND PART NUMBER INDEX				
PART NUMBER INDEX				
FSCM	PART NUMBER	STOCK NUMBER	FIG.	ITEM
96906	MS35338-44		44	11
			56	4
			57	10
			58	2
96906	MS35338-45		10	9
			33	2
			34	8
96906	MS35338-46		4	6
			32	12
			32	21
96906	MS35358-138		15	4
96906	MS35425-70		57	11
96906	MS35426-25		10	17
96906	MS35426-26		14	9
96906	MS35649-202		10	5
			24	9
			48	9
96906	MS35649-2252		1	1
			2	8
			6	10
			15	11
			19	10
			26	3
			27	4
			37	1
			44	1
			56	7
			58	1
96906	MS35649-2255		34	13
96906	MS35649-2312		10	8
96906	MS35649-282		46	8
96906	MS35650-302		15	3
			30	7
96906	MS35650-305		14	5
96906	MS35822-10		45	3
96906	M S35842-11		22	13
96906	MS35842-12		22	4
96906	MS39326-8		22	16
96906	M5S5180-64		32	7
96906	MS51850-64		32	10
96906	MS51861-24C		14	12
			41	1
			45	7
			46	7
			48	11
96906	MS51861-34C		4	3
96906	MS51861-45C		26	4
			29	1
96906	MS51861-65		40	2
96906	MS51862-14C		59	11
96906	MS51862-28C		31	4

NATIONAL STOCK NUMBER AND PART NUMBER INDEX				
PART NUMBER INDEX				
FSCM	PART NUMBER	STOCK NUMBER	FIG.	ITEM
96906	MS51863-34C		58	11
96906	MS51922-5		57	16
96906	MS51960-61		59	1
96906	M S51960-85		22	11
96906	MS51967-2		21	2
			32	22
96906	MS51967-8		10	4
			32	16
96906	MS90725-11		30	10
			44	10
96906	MS90725-17		1	5
			2	4
			6	6
			15	7
			19	6
			37	5
			44	8
96906	MS90725-19		34	16
96906	MS90725-3		56	1
96906	MS90725-34		34	11
96906	MS90725-37		34	9
96906	MS90725-6		27	1
			29	6
96906	MS90725-63		4	7
			32	13
96906	MS90725-68		4	8
96906	MS90725-7		21	5
96906	MS90725-70		32	17
96906	MS90725-74		10	3
96906	MS90725-8		11	4
			26	13
			32	18
			33	6
			56	3
96906	MS90726-6		27	5
22585	MX3319G		44	9
81349	PB08NA01		45	5
79725	PES-5		53	6
03350	PES-6		49	8
93791	P1400		9	1
30086	QP1-B015		49	3
30086	Q120		49	5
30086	Q330		49	6
06811	SIZE 1/0		24	17
16258	SLXR06		41	3
80063	SM-C-450466		42	3
03350	SP-145		49	2
			49	7
30086	SU-150		49	4
03481	SLOBBO		32	29
35550	S135N6112		24	2

NATIONAL STOCK NUMBER AND PART NUMBER INDEX				
PART NUMBER INDEX				
FSCM	PART NUMBER	STOCK NUMBER	FIG.	ITEM
25934	S212		59	14
93791	VLT18T		4	2
81348	WC596/12-4		52	1
81348	WC596/41-2		52	3
81348	WS896/2-03A	5930-00-051-4448	51	4
81337	XB78322		59	12
49367	ZZM-W-2016-2050		47	3
49367	ZZM-W-2116		48	4
81348	ZZM-WB-1016		48	5
49367	ZZM-WB-516		47	2
49367	ZZM-1 6-23P		48	3
49367	ZZM-1 6-23S		47	1
01976	110		41	2
14959	1X4		22	9
51225	10-10		21	1
03699	100W, 1A	6240-01-212-5567	29	7
75349	1034		59	10
19207	10916537	4210-00-555-8837	37	6
02959	1100-H14		58	8
39428	1117A19		32	26
19207	11677011	6545-00-922-1200	38	1
81337	121-003	4320-01-212-5632	23	2
74545	1221PL		51	2
07183	1418	6740-01-146-2973	14	2
51225	150-019		25	3
14608	15642S		43	4
14608	1570		43	9
24655	1591-9712	6110-01-212-5595	33	9
03007	1643		43	11
81337	171-020		22	12
19557	1785	5930-01-212-9579	40	1
24446	1940-4		47	4
79725	200		53	3
02959	20430		58	6
79725	2100		53	12
79725	211		53	2
79725	2110A		53	1
79725	2115		53	9
27901	24052		22	2
81348	26134		13	1
81337	303		22	8
14557	31		46	2
74545	3331C		35	3
19557	340A		39	1
62812	3560W	7430-01-144-8241	32	5
94222	38-104-03-13		42	1
94222	38-104-05-13		45	1
			46	4
			48	2
94222	43-1-3-0		16	2
94222	43-10-3-0		16	4
16543	512OTS120		12	1

NATIONAL STOCK NUMBER AND PART NUMBER INDEX				
PART NUMBER INDEX				
FSCM	PART NUMBER	STOCK NUMBER	FIG.	ITEM
27901	57215		22	3
04009	5737		52	8
79725	5747-2		53	11
74545	5861		52	7
27901	59102		22	15
27901	59105		22	1
81337	6-1-5851-25		6	5
81337	6-1-5856-1		24	5
81337	6-1-5856-2		24	6
81337	6-1-5856-4		24	11
81337	6-1-5856-5		24	12
			24	14
81337	6-1-5856-6		24	13
81337	6-1-5856-7		24	4
81337	6-1-5857		2	1
81337	6-1-5857-10		2	3
81337	6-1-5857-11		2	3
81337	6-1-5857-7		2	2
81337	6-1-5857-9		2	3
81337	6-1-5858		6	1
81337	6-1-5859-1		46	3
96906	6-1-5859-2		46	5
81337	6-1-5864-3		14	1
81337	6-1-5864-9		14	6
81337	6-1-5865		14	8
81337	6-1-5870		14	10
81337	6-1-5873		18	1
81337	6-1-5873-5		18	4
81337	6-1-5877-1		8	3
			13	4
			18	5
			44	6
			55	2
81337	6-1-5877-2		18	3
			44	13
			55	8
81337	6-1-5877-3		8	4
			13	3
81337	6-1-5878-1		44	7
81337	6-1-5878-2		44	3
81337	6-1-5878-3		44	12
81337	6-1-5885		42	2
81337	6-1-7501-103		26	10
81337	6-1-7501-106		29	9
81337	6-1-7501-111		32	25
81337	6-1-7501-59		55	7
81337	6-1-7501-65		34	6
81337	6-1-7501-90		5	4
81337	6-1-7501-91		5	3
81337	6-1-7501-93		5	5

NATIONAL STOCK NUMBER AND PART NUMBER INDEX					
PART NUMBER INDEX					
FSCM	PART NUMBER	STOCK NUMBER	FIG.	ITEM	
81337	6-1-7501-94	5930-01-212-5598	5	2	
81337	6-1-7501-95		5	6	
81337	6-1-7502-1		48	1	
81337	6-1-7502-2		48	10	
81337	6-1-7502-3		45	4	
81337	6-1-7502-4		45	8	
81337	6-1-7502-40		54	7	
81337	6-1-7502-41		54	8	
81337	6-1-7502-42		54	6	
81337	6-1-7502-43		54	5	
81337	6-1-7502-44		54	3	
81337	6-1-7502-45		54	4	
81337	6-1-7502-46		54	1	
81337	6-1-7502-47		54	2	
81337	6-1-7502-48		49	9	
81337	6-1-7502-6		45	2	
81337	6-1-7502-77		49	1	
81337	6-1-7502-9		49	1	
81337	6-1-7503-10		59	7	
81337	6-1-7503-16		59	16	
81337	6-1-7503-17		1	10	
81337	6-1-7503-27		58	10	
81337	6-1-7504		59	6	
81337	6-1-7504-2		59	3	
81337	6-1-7504-6		59	4	
81337	6-1-7505-1		24	1	
81337	6-1-7505-17		17	1	
				19	5
81337	6-1-7505-22			15	2
81337	6-1-7505-25			15	6
81337	6-1-7505-31			16	7
81337	6-1-7505-46			15	1
81337	6-1-7505-47			19	1
81337	6-1-7506-1			22	7
				23	3
81337	6-1-7506-2			23	1
81337	6-1-7506-20			22	5
81337	6-1-7506-3			21	7
81337	6-1-7507-1			36	8
81337	6-1-7507-12			36	6
81337	6-1-7507-13			36	7
81337	6-1-7507-14			36	2
81337	6-1-7507-15			36	4
81337	6-1-7507-17			36	9
81337	6-1-7507-18			36	1
81337	6-1-7507-19			36	3
81337	6-1-7508-1			43	8
81337	6-1-7508-14		43	7	
81337	6-1-7508-2		43	6	
81337	6-1-7508-3		43	3	
81337	6-1-7508-5		43	10	

NATIONAL STOCK NUMBER AND PART NUMBER INDEX				
PART NUMBER INDEX				
FSCM	PART NUMBER	STOCK NUMBER	FIG.	ITEM
81337	6-1-7509-1		32	20
81337	6-1-7509-2		32	19
81337	6-1-7509-3		32	23
81337	6-1-7509-4		32	14
81337	6-1-7510-1		32	8
81337	6-1-7510-2		32	9
81337	6-1-7511-1		30	3
81337	6-1-7511-2		30	1
81337	6-1-7511-4		30	5
81337	6-1-7512-1		32	3
81337	6-1-7513		31	5
81337	6-1-7513-2		31	7
81337	6-1-7513-3		31	3
81337	6-1-7515		9	4
81337	6-1-7516		9	7
81337	6-1-7517		9	3
81337	6-1-7518-1		4	4
81337	6-1-7519		4	1
81337	6-1-7520-2	3610-01-223-8482	10	13
81337	6-1-7520-3		10	10
81337	6-1-7521-1	3610-01-223-8483	10	2
81337	6-1-7521-3		10	16
81337	6-1-7522-1		11	1
81337	6-1-7523-2		28	2
81337	6-1-7523-3		28	5
81337	6-1-7523-9		28	10
81337	6-1-7524-1		27	6
81337	6-1-7525-1		29	3
81337	6-1-7526		25	4
81337	6-1-7527	3610-01-223-8480	7	3
81337	6-1-7527-2	3610-01-223-8481	7	1
81337	6-1-7528-1		33	7
81337	6-1-7528-2		33	5
81337	6-1-7529-1		55	1
81337	6-1-7529-2		55	4
81337	6-1-7529-3		55	9
81337	6-1-7529-4		55	11
81337	6-1-7530		25	2
81337	6-1-7539		1	6
81337	6-1-7540-1		34	4
81337	6-1-7540-2		34	1
81337	6-1-7540-3		34	3
81337	6-1-7540-4		34	2
81337	6-1-7540-5		34	10
81337	6-1-7542-1		56	6
81337	6-1-7542-2		56	8
81337	6-1-7542-3		56	2
81337	6-1-7543-1		57	2
81337	6-1-7543-2		57	12
81337	6-1-7543-3		57	6
81337	6-1-7543-4		57	15

NATIONAL STOCK NUMBER AND PART NUMBER INDEX				
PART NUMBER INDEX				
FSCM	PART NUMBER	STOCK NUMBER	FIG.	ITEM
81337	6-1-7543-5		57	14
81337	6-1-7543-6		57	3
81337	6-1-7543-7		57	4
81337	6-1-7543-8		57	13
81337	6-1-7543-9		57	5
81337	6-1-7544-2		35	1
81337	6-1-7546-1		38	2
81337	6-1-7547		37	4
81337	6-1-7547-1		26	8
81337	6-1-7547-4		26	12
81337	6-1-7547-6		1	4
			2	6
			6	8
			15	9
			19	8
			58	4
81337	6-7-7505-23		15	12
42689	60-016-24 TYPE F		1	9
42689	60-016-24-TYPE F		6	4
42689	61-289-3		3	3
			16	1
42689	61-2355		3	1
42689	61-394		3	4
			16	3
27901	63111		22	14
76786	662R1		8	2
			13	2
			18	2
			32	27
			44	4
			55	3
42689	68-080-12		1	8
			6	3
			17	2
			19	2
42689	68-090		1	7
			6	2
			17	3
			19	3
42689	68-1624TYF		17	4
			19	4
39428	7108K3		50	5
94756	71929-305		10	18
39428	90062A011		45	6
75349	9046		59	8
74545	91091		52	6
75349	9406		59	9
74545	97071		51	3
74545	97101		52	5

By Order of the Secretary of the Army:

Official:

R. L. DILWORTH
Brigadier General, United States Army
The Adjutant General

JOHN A. WICKHAM, JR.
General, United States Army
Chief of Staff

DISTRIBUTION:

To be distributed in accordance with DA Form 12-25A, Organizational, and Direct Support and General Support Maintenance Requirements for Editorial and Photochemical Shelter, Printing Plant, Special Warfare, Model 800.

*U.S. GOVERNMENT PRINTING OFFICE: 1986 652-126/20141

RECOMMENDED CHANGES TO EQUIPMENT TECHNICAL PUBLICATIONS



*THEN...JOT DOWN THE
DOPE ABOUT IT ON THIS FORM.
CAREFULLY TEAR IT OUT, FOLD IT
AND DROP IT IN THE MAIL.*

SOMETHING WRONG WITH PUBLICATION

FROM: (PRINT YOUR UNIT'S COMPLETE ADDRESS)

DATE SENT

PUBLICATION NUMBER

PUBLICATION DATE

PUBLICATION TITLE

BE EXACT PIN-POINT WHERE IT IS

PAGE
NO.

PARA-
GRAPH

FIGURE
NO.

TABLE
NO.

**IN THIS SPACE, TELL WHAT IS WRONG
AND WHAT SHOULD BE DONE ABOUT IT.**

PRINTED NAME, GRADE OR TITLE AND TELEPHONE NUMBER

SIGN HERE

The Metric System and Equivalents

Linear Measure

1 centimeter = 10 millimeters = .39 inch
 1 decimeter = 10 centimeters = 3.94 inches
 1 meter = 10 decimeters = 39.37 inches
 1 dekameter = 10 meters = 32.8 feet
 1 hectometer = 10 dekameters = 328.08 feet
 1 kilometer = 10 hectometers = 3, 280.8 feet

Weights

1 centigram = 10 milligrams = .15 grain
 1 decigram = 10 centigrams = 1.54 grains
 1 gram = 10 decigram = .035 ounce
 1 decagram = 10 grams = .35 ounce
 acres
 1 hectogram = 10 decagrams = 3.52 ounces
 1 kilogram = 10 hectograms = 2.2 pounds
 1 quintal = 100 kilograms = 220.46 pounds
 1 metric ton = 10 quintals = 1.1 short tons

Liquid Measure

1 centiliter = 10 milliliters = .34 fl. ounce
 1 deciliter = 10 centiliters = 3.38 fl. ounces
 1 liter = 10 deciliters = 33.81 fl. ounces
 1 dekaliter = 10 liters = 2.64 gallons
 1 hectoliter = 10 dekaliters = 26.42 gallons
 1 kiloliter = 10 hectoliters = 264.18 gallons

Square Measure

1 sq. centimeter = 100 sq. millimeters = .155 sq. inch
 1 sq. decimeter = 100 sq. centimeters = 15.5 sq. inches
 1 sq. meter (centare) = 100 sq. decimeters = 10.76 sq. feet
 1 sq. dekameter (are) = 100 sq. meters = 1, 076.4 sq. feet
 1 sq. hectometer (hectare) = 100 sq. dekameters = 2.47

1 sq. kilometer = 100 sq. hectometers = .386 sq. mile

Cubic Measure

1 cu. centimeter = 1000 cu. millimeters = .06 cu. inch
 1 cu. decimeter = 1000 cu. centimeters = 61.02 cu. inches
 1 cu. meter = 1000 cu. decimeters = 35.31 cu. feet

Approximate Conversion Factors

To change	To	Multiply by	To change	To	Multiply by
inches	centimeters	2.540	ounce-inches	Newton-meters	.007062
feet	meters	.305	centimeters	inches	.394
yards	meters	.914	meters	feet	3.280
miles	kilometers	1.609	meters	yards	1.094
square inches	square centimeters	6.451	kilometers	miles	.621
square feet	square meters	.093	square centimeters	square inches	.155
square yards	square meters	.836	square meters	square feet	10.764
square miles	square kilometers	2.590	square meters	square yards	1.196
acres	square hectometers	.405	square kilometers	square miles	.386
cubic feet	cubic meters	.028	square hectometers	acres	2.471
cubic yards	cubic meters	.765	cubic meters	cubic feet	35.315
fluid ounces	milliliters	29, 573	cubic meters	cubic yards	1.308
pints	liters	.473	milliliters	fluid ounces	.034
quarts	liters	.946	liters	pints	2.113
gallons	liters	3.785	liters	quarts	1.057
ounces	grams	28.349	liters	gallons	.264
pounds	kilograms	.454	grams	ounces	.035
short tons	metric tons	.907	kilograms	pounds	2.205
pound-feet	Newton-meters	1.356	metric tons	short tons	1.102
pound-inches	Newton-meters	.11296			

Temperature (Exact)

°F	Fahrenheit	5/9 (after	Celsius	°C
	temperature	subtracting 32)	temperature	

PIN: 059700-000